



Chinese Weekly Influenza Surveillance Report

April 27 to May 3, 2026 (Week 18)

(All data are preliminary and may change as more reports are received)

Summary

- The positive rate of influenza virus testing decreased in southern provinces and northern provinces. Influenza B predominated. There were 22 ILI outbreaks reported in this week.
- Among influenza viruses antigenically characterized by CNIC since October 1, 2025, 101(94.4%) influenza A(H1N1)pdm09 viruses were characterized as A/Victoria/4897/2022-like; 558(21.6%) influenza A(H3N2) viruses were characterized as A/Croatia/10136RV/2023(egg)-like, 1030(39.9%) influenza A(H3N2)viruses were characterized as A/District of Columbia/27/2023(cell)-like; 483(98.2%) influenza B/Victoria viruses were characterized as B/Austria/1359417/2021-like.
- Among the influenza viruses tested by CNIC for antiviral resistance analysis since October 1, 2025, all but 2 influenza A(H1N1)pdm09 and 2 influenza A(H3N2) were sensitive to neuraminidase inhibitors, all B viruses were sensitive to neuraminidase inhibitors; all A(H1N1)pdm09, A(H3N2) and B viruses were sensitive to influenza polymerase inhibitors.

Surveillance of outpatient or emergency visits for Influenza-like Illness (ILI)

During week 18, the percentage of outpatient or emergency visits for ILI (ILI%) at national sentinel hospitals in southern provinces was 4.1%, higher than the last week (3.9%), lower than the same week of 2023, 2024 and 2025(6.5% , 5.6% and 4.2%). (Figure 1)

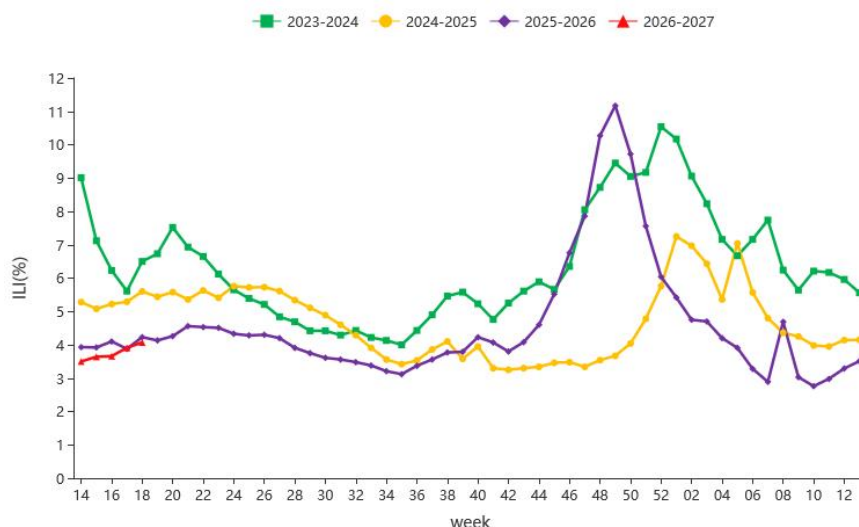


Figure 1. Percentage of Visits for ILI at Sentinel Hospitals in Southern Provinces

Note: Analysis in this part was based on data from sentinel hospitals belong to national influenza surveillance network.

During week 18, ILI% at national sentinel hospitals in northern provinces was 3.3%, lower than the last week (3.7%), lower than the same week of 2023, 2024 and 2025(3.5% , 3.8% and 3.4%). (Figure 2)

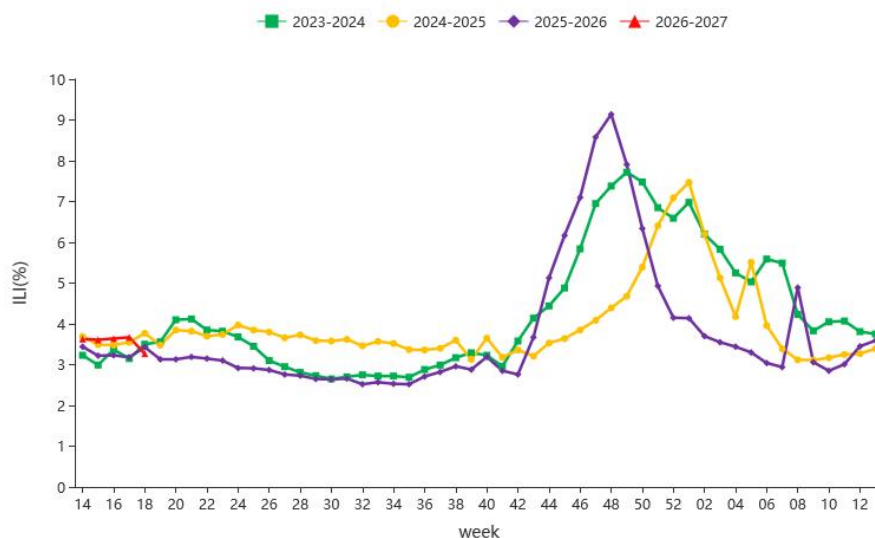


Figure 2. Percentage of Visits for ILI at Sentinel Hospitals in Northern Provinces

Note: Analysis in this part was based on data from sentinel hospitals belong to national influenza surveillance network.



Virologic Surveillance

During week 18 of 2026, influenza network laboratories tested 13137 specimens, there were 1545 positive detections for influenza. The number and proportion of influenza types and subtypes detected in southern and northern provinces were shown in Table 1.

Table 1. Laboratory Detections of ILI Specimens (Week 18, 2026)

	Week 18		
	Southern provinces	Northern provinces	Total
No. of specimens tested	9867	3270	13137
No. of positive specimens (%)	1088(11.0%)	457(14.0%)	1545(11.8%)
Influenza A	72(6.6%)	25(5.5%)	97(6.3%)
A(H1N1)pdm09	1(1.4%)	3(12.0%)	4(4.1%)
A(H3N2)	71(98.6%)	22(88.0%)	93(95.9%)
A (subtype not determined)	0	0	0
Influenza B	1016(93.4%)	432(94.5%)	1448(93.7%)
B (lineage not determined)	0	0	0
Victoria	1016(100.0%)	432(100.0%)	1448(100.0%)
Yamagata	0	0	0

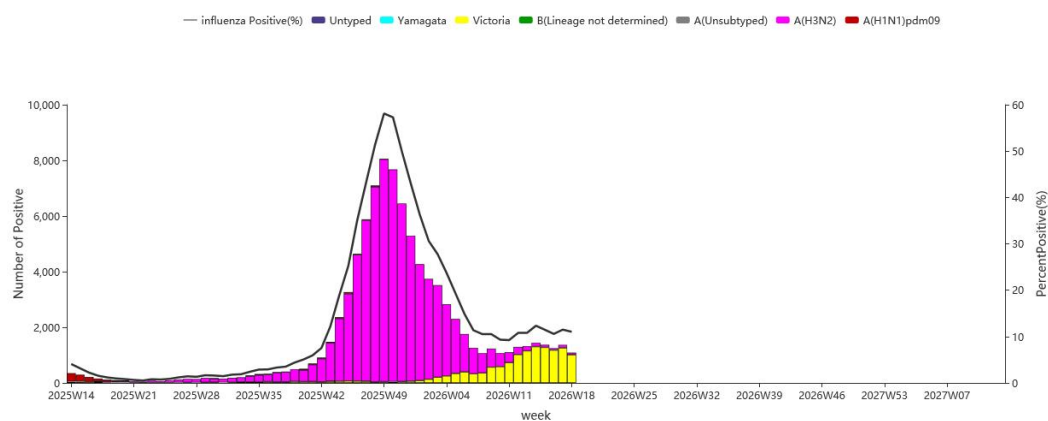


Figure 3. Influenza Positive Tests Reported by Southern Network Laboratories

Note: Analysis in this part was based on the test results of network laboratories. If it were not consistent with the results of CNIC confirmation, the results of CNIC confirmation were used.

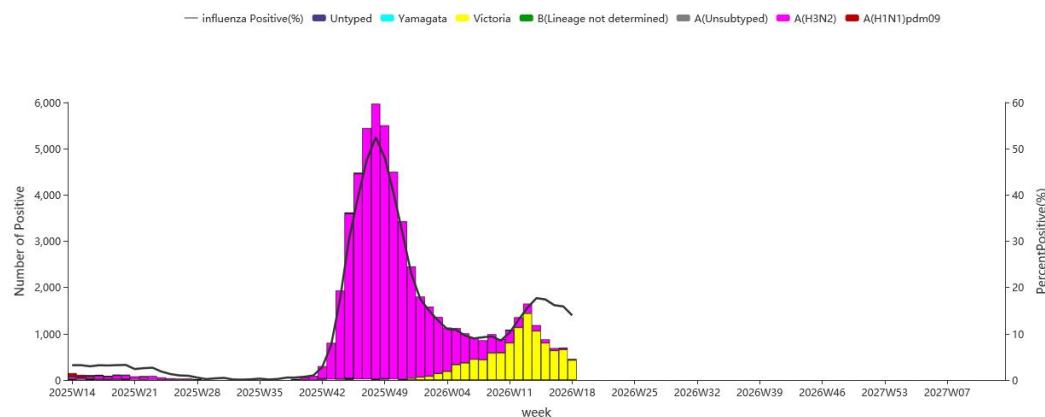


Figure 4. Influenza Positive Tests Reported by Northern Network Laboratories

Note: Analysis in this part was based on the result of network laboratories. If it were not consistent with the results of CNIC confirmation, the results of CNIC confirmation were used.

Antigenic Characterization

Since October 1, 2025, 101(94.4%) influenza A(H1N1)pdm09 viruses were characterized as A/Victoria/4897/2022-like; 558(21.6%) influenza A(H3N2) viruses were characterized as A/Croatia/10136RV/2023(egg)-like, 1030(39.9%) influenza A(H3N2)viruses were characterized as A/District of Columbia/27/2023(cell)-like; 483(98.2%) influenza B/Victoria viruses were characterized as B/Austria/1359417/2021-like.



Antiviral Resistance

Since October 1, 2025, among the influenza viruses tested by CNIC for antiviral resistance, all but 2 influenza A(H1N1)pdm09 and 2 influenza A(H3N2) were sensitive to neuraminidase inhibitors, all B viruses were sensitive to neuraminidase inhibitors; all A(H1N1)pdm09, A(H3N2) and B viruses were sensitive to influenza polymerase inhibitors.

Outbreak Surveillance

During week 18, there were 22 ILI outbreaks reported nationwide. Among them, 18 were B/Victoria, 1 was B(lineage not determined), 1 was mixed, 2 had not obtained the testing results.