



Chinese Weekly Influenza Surveillance Report

April 20 to April 26, 2026 (Week 17)

(All data are preliminary and may change as more reports are received)

Summary

- The positive rate of influenza virus testing increased slightly in southern provinces, while decreased in northern provinces. Influenza B predominated. There were 20 ILI outbreaks reported in this week.
- Among influenza viruses antigenically characterized by CNIC since October 1, 2025, 91(93.8%) influenza A(H1N1)pdm09 viruses were characterized as A/Victoria/4897/2022-like; 558(21.6%) influenza A(H3N2) viruses were characterized as A/Croatia/10136RV/2023(egg)-like, 1030(39.9%) influenza A(H3N2)viruses were characterized as A/District of Columbia/27/2023(cell)-like; 483(98.2%) influenza B/Victoria viruses were characterized as B/Austria/1359417/2021-like.
- Among the influenza viruses tested by CNIC for antiviral resistance analysis since October 1, 2025, all but 2 influenza A(H1N1)pdm09 and 2 influenza A(H3N2) were sensitive to neuraminidase inhibitors, all B viruses were sensitive to neuraminidase inhibitors; all A(H1N1)pdm09, A(H3N2) and B viruses were sensitive to influenza polymerase inhibitors.

Surveillance of outpatient or emergency visits for Influenza-like Illness (ILI)

During week 17, the percentage of outpatient or emergency visits for ILI (ILI%) at national sentinel hospitals in southern provinces was 3.9%, higher than the last week (3.7%), lower than the same week of 2023 and 2024 (5.6% and 5.3%), the same as the same week of 2025(3.9%). (Figure 1)

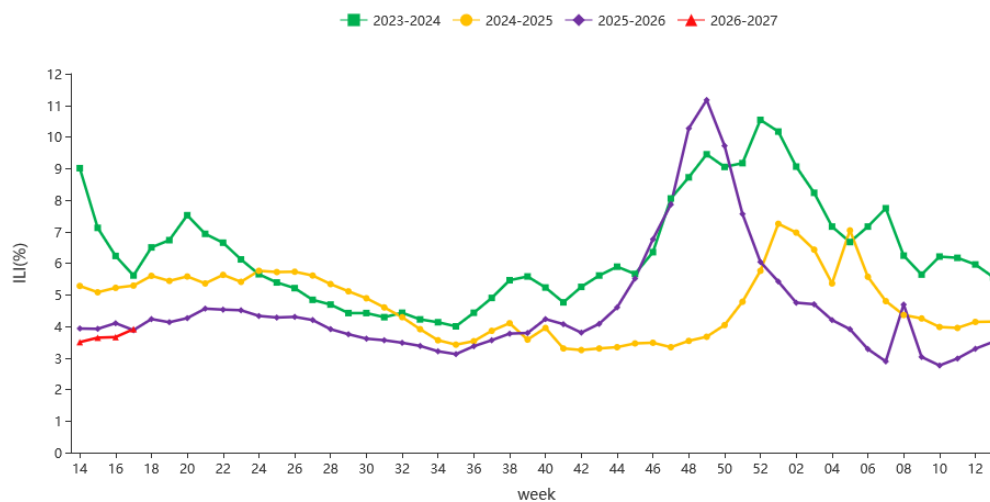


Figure 1. Percentage of Visits for ILI at Sentinel Hospitals in Southern Provinces

Note: Analysis in this part was based on data from sentinel hospitals belong to national influenza surveillance network.

During week 17, ILI% at national sentinel hospitals in northern provinces was 3.7%, higher than the last week (3.6%), higher than the same week of 2023, 2024 and 2025 (3.2%, 3.6% and 3.2%). (Figure 2)

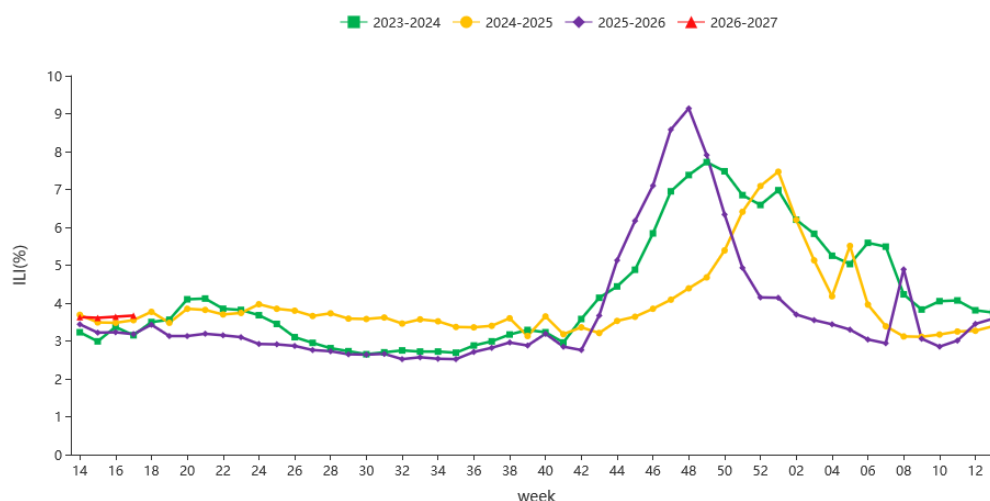


Figure 2. Percentage of Visits for ILI at Sentinel Hospitals in Northern Provinces

Note: Analysis in this part was based on data from sentinel hospitals belong to national influenza surveillance network.



Virologic Surveillance

During week 17 of 2026, influenza network laboratories tested 14765 specimens, there were 1835 positive detections for influenza. The number and proportion of influenza types and subtypes detected in southern and northern provinces were shown in Table 1.

Table 1. Laboratory Detections of ILI Specimens (Week 17, 2026)

	Week 17		
	Southern provinces	Northern provinces	Total
No. of specimens tested	10688	4077	14765
No. of positive specimens (%)	1194(11.2%)	641(15.7%)	1835(12.4%)
Influenza A	91(7.6%)	44(6.9%)	135(7.4%)
A(H1N1)pdm09	3(3.3%)	2(4.5%)	5(3.7%)
A(H3N2)	88(96.7%)	42(95.5%)	130(96.3%)
A (subtype not determined)	0	0	0
Influenza B	1103(92.4%)	597(93.1%)	1700(92.6%)
B (lineage not determined)	0	0	0
Victoria	1103(100.0%)	597(100.0%)	1700(100.0%)
Yamagata	0	0	0

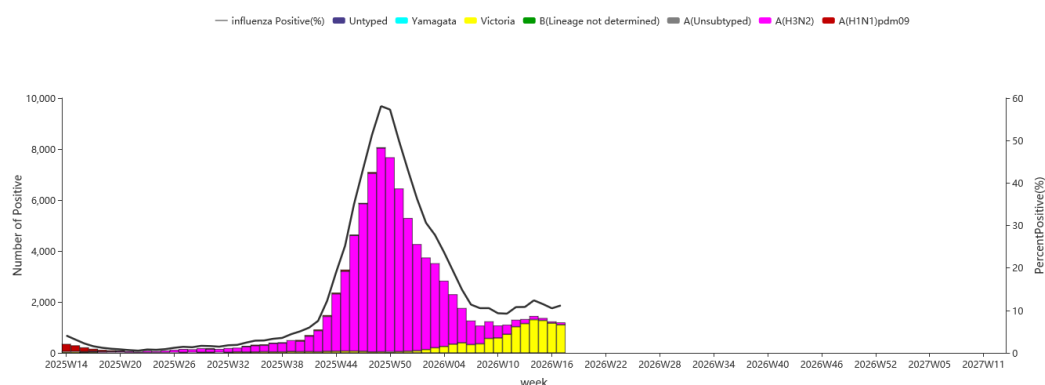


Figure 3. Influenza Positive Tests Reported by Southern Network Laboratories

Note: Analysis in this part was based on the test results of network laboratories. If it were not consistent with the results of CNIC confirmation, the results of CNIC confirmation were used.

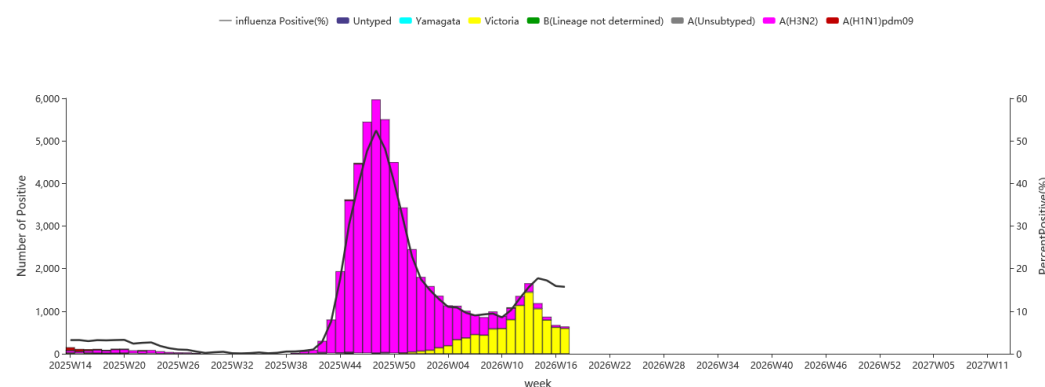


Figure 4. Influenza Positive Tests Reported by Northern Network Laboratories

Note: Analysis in this part was based on the result of network laboratories. If it were not consistent with the results of CNIC confirmation, the results of CNIC confirmation were used.

Antigenic Characterization

Since October 1, 2025, 91(93.8%) influenza A(H1N1)pdm09 viruses were characterized as A/Victoria/4897/2022-like; 558(21.6%) influenza A(H3N2) viruses were characterized as A/Croatia/10136RV/2023(egg)-like, 1030(39.9%) influenza A(H3N2)viruses were characterized as A/District of Columbia/27/2023(cell)-like; 483(98.2%) influenza B/Victoria viruses were characterized as B/Austria/1359417/2021-like.



Antiviral Resistance

Since October 1, 2025, among the influenza viruses tested by CNIC for antiviral resistance, all but 2 influenza A(H1N1)pdm09 and 2 influenza A(H3N2) were sensitive to neuraminidase inhibitors, all B viruses were sensitive to neuraminidase inhibitors; all A(H1N1)pdm09, A(H3N2) and B viruses were sensitive to influenza polymerase inhibitors.

Outbreak Surveillance

During week 17, there were 20 ILI outbreaks reported nationwide. Among them, 15 were B/Victoria, 1 was negative for flu, 4 had not obtained the testing results.