



Chinese Weekly Influenza Surveillance Report

December 8 to 14, 2025 (Week 50)

(All data are preliminary and may change as more reports are received)

Summary

- The positive rate of influenza virus testing began to decrease in southern provinces. The positive rate of influenza virus testing continued to decrease in northern provinces. There were 651 ILI outbreaks reported in this week.
- Among influenza viruses antigenically characterized by CNIC since March 31, 2025, 1091(97.8%) influenza A(H1N1)pdm09 viruses were characterized as A/Victoria/4897/2022-like; 495(41.4%) influenza A(H3N2) viruses were characterized as A/Croatia/10136RV/2023(egg)-like, 852(71.3%) influenza A(H3N2)viruses were characterized as A/District of Columbia/27/2023(cell)-like; 313(97.5%) influenza B/Victoria viruses were characterized as B/Austria/1359417/2021-like.
- Among the influenza viruses tested by CNIC for antiviral resistance analysis since March 31, 2025, all but 31 influenza A(H1N1)pdm09 were sensitive to neuraminidase inhibitors, all A(H3N2) and B viruses were sensitive to neuraminidase inhibitors; all A(H1N1)pdm09, A(H3N2) and B viruses were sensitive to influenza polymerase inhibitors.

Surveillance of outpatient or emergency visits for Influenza-like Illness (ILI)

During week 50, the percentage of outpatient or emergency visits for ILI (ILI%) at national sentinel hospitals in southern provinces was 9.7%, lower than the last week (11.2%), higher than the same week of 2022, 2023 and 2024 (9.2%, 9.1% and 4.0%). (Figure 1)

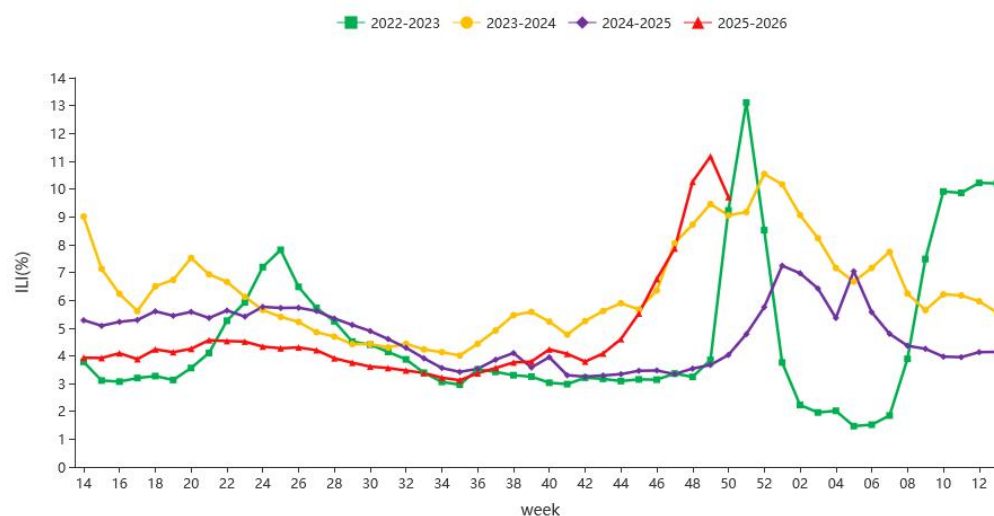


Figure 1. Percentage of Visits for ILI at Sentinel Hospitals in Southern Provinces

Note: Analysis in this part was based on data from sentinel hospitals belong to national influenza surveillance network.

During week 50, ILI% at national sentinel hospitals in northern provinces was 6.3%, lower than the last week (7.9%), higher than the same week of 2022 and 2024 (6.2% and 5.4%), lower than the same week of 2023 (7.4%). (Figure 2)

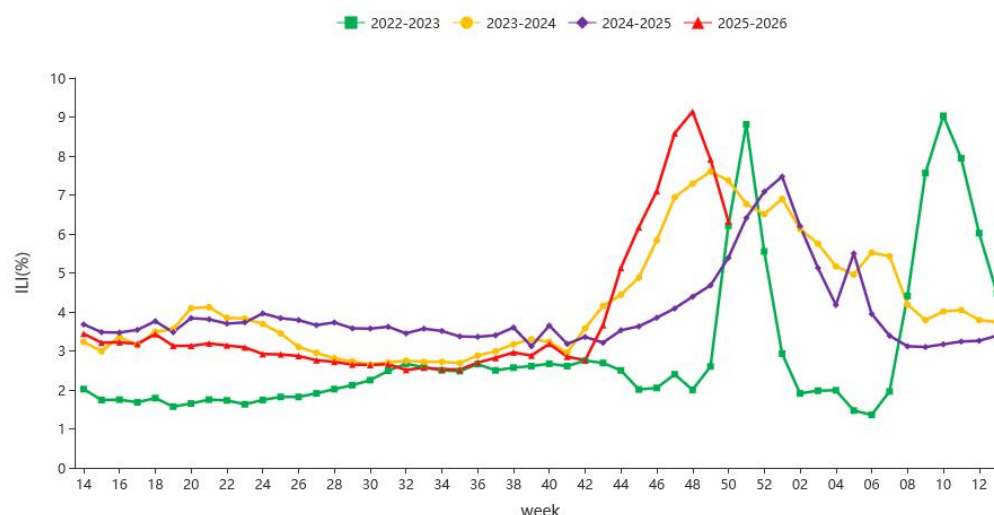


Figure 2. Percentage of Visits for ILI at Sentinel Hospitals in Northern Provinces

Note: Analysis in this part was based on data from sentinel hospitals belong to national influenza surveillance network.



Virologic Surveillance

During week 50 of 2025, influenza network laboratories tested 21871 specimens, there were 10096 positive detections for influenza. The number and proportion of influenza types and subtypes detected in southern and northern provinces were shown in Table1.

Table 1. Laboratory Detections of ILI Specimens (Week 50, 2025)

	Week 50		
	Southern provinces	Northern provinces	Total
No. of specimens tested	11663	10208	21871
No. of positive specimens (%)	6263(53.7%)	3833(37.6%)	10096(46.2%)
Influenza A	6229(99.5%)	3826(99.8%)	10055(99.6%)
A(H1N1)pdm09	4(0.1%)	4(0.1%)	8(0.1%)
A(H3N2)	6225(99.9%)	3822(99.9%)	10047(99.9%)
A (subtype not determined)	0	0	0
Influenza B	34(0.5%)	7(0.2%)	41(0.4%)
B (lineage not determined)	0	0	0
Victoria	34(100.0%)	7(100.0%)	41(100.0%)
Yamagata	0	0	0

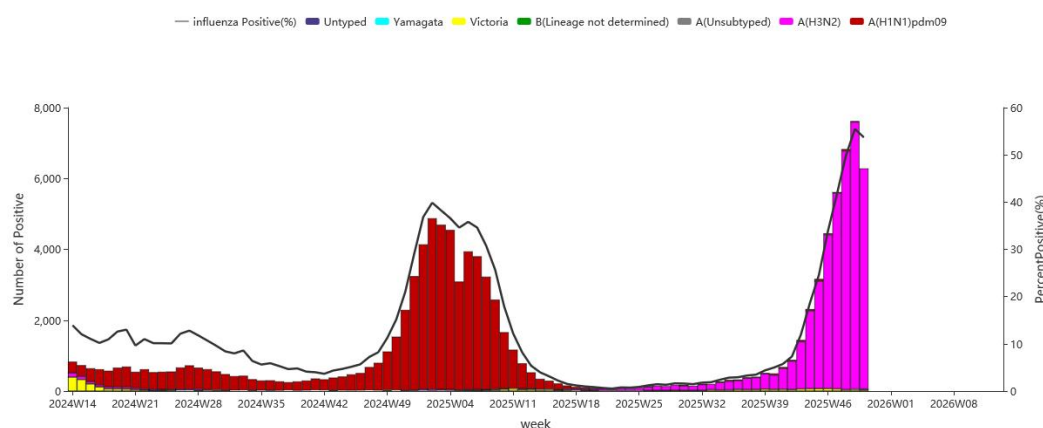


Figure 3. Influenza Positive Tests Reported by Southern Network Laboratories (Week 14, 2024–Week 13, 2026)

Note: Analysis in this part was based on the test results of network laboratories. If it were not consistent with the results of CNIC confirmation, the results of CNIC confirmation were used.

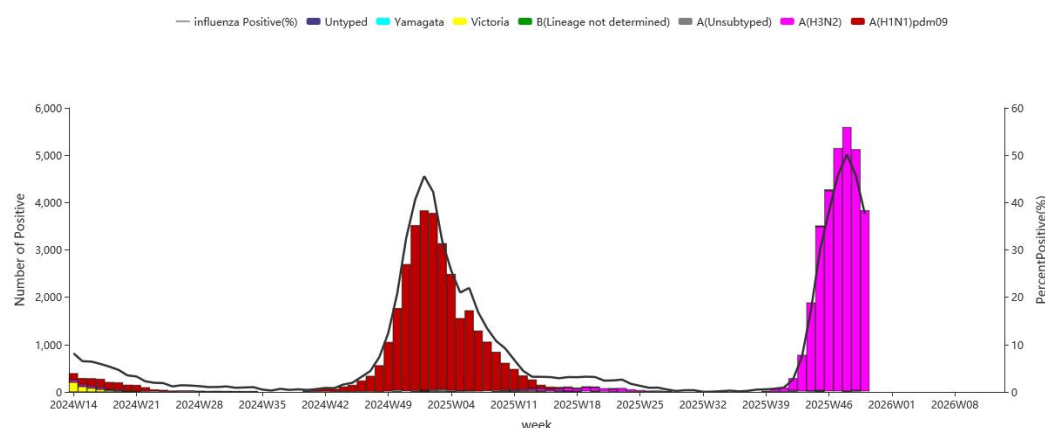


Figure 4. Influenza Positive Tests Reported by Northern Network Laboratories (Week 14, 2024–Week 13, 2026)

Note: Analysis in this part was based on the result of network laboratories. If it were not consistent with the results of CNIC confirmation, the results of CNIC confirmation were used.

Antigenic Characterization

Since March 31, 2025, 1091(97.8%) influenza A(H1N1)pdm09 viruses were characterized as A/Victoria/4897/2022-like; 495(41.4%) influenza A(H3N2) viruses were characterized as A/Croatia/10136RV/2023(egg)-like, 852(71.3%) influenza A(H3N2) viruses were characterized as A/District of Columbia/27/2023(cell)-like; 313(97.5%) influenza B/Victoria viruses were characterized as B/Austria/1359417/2021-like.



Antiviral Resistance

Since March 31, 2025, among the influenza viruses tested by CNIC for antiviral resistance, all but 31 influenza A(H1N1)pdm09 were sensitive to neuraminidase inhibitors, all A(H3N2) and B viruses were sensitive to neuraminidase inhibitors; all A(H1N1)pdm09, A(H3N2) and B viruses were sensitive to influenza polymerase inhibitors.

Outbreak Surveillance

During week 50, there were 651 ILI outbreaks reported nationwide. Among them, 525 were A(H3N2), 13 were A(subtype not determined), 6 were mixed, 26 were negative for flu, 81 had not obtained the testing results.