



## Chinese Weekly Influenza Surveillance Report

September 1 to 7, 2025 (Week 36)

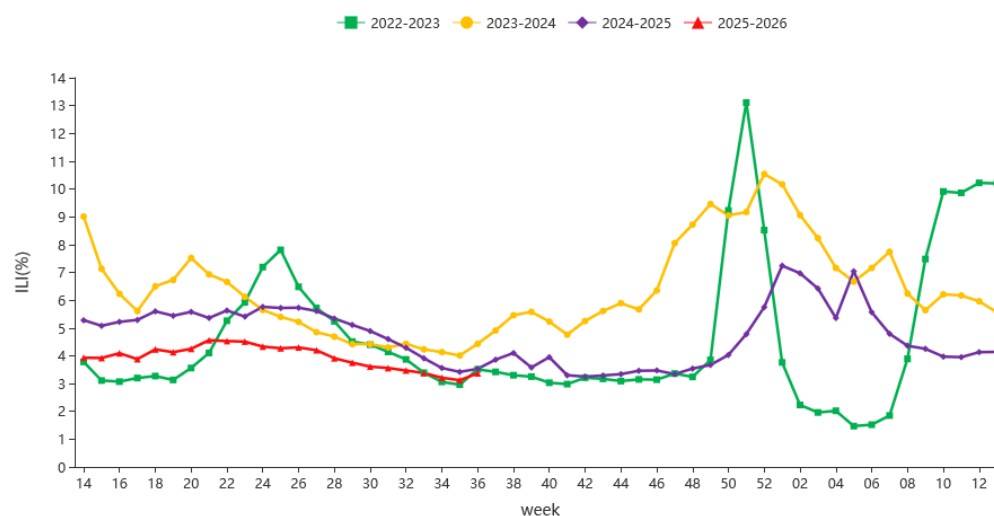
(All data are preliminary and may change as more reports are received)

### Summary

- Influenza activity in the southern provinces and northern provinces was low. There was 1 ILI outbreak reported in this week.
- Among influenza viruses antigenically characterized by CNIC since October 1, 2024, 3764(98.5%) influenza A(H1N1)pdm09 viruses were characterized as A/Victoria/4897/2022-like; 214(65.4%) influenza A(H3N2) viruses were characterized as A/Croatia/10136RV/2023(egg)-like, 303(92.7%) influenza A(H3N2)viruses were characterized as A/District of Columbia/27/2023(cell)-like; 257(97.3%) influenza B/Victoria viruses were characterized as B/Austria/1359417/2021-like.
- Among the influenza viruses tested by CNIC for antiviral resistance analysis since October 1, 2024, all but 111 influenza A(H1N1)pdm09 were sensitive to neuraminidase inhibitors, all A(H3N2) and B viruses were sensitive to neuraminidase inhibitors; all A(H1N1)pdm09, A(H3N2) and B viruses were sensitive to endonuclease inhibitors.

### Surveillance of outpatient or emergency visits for Influenza-like Illness (ILI)

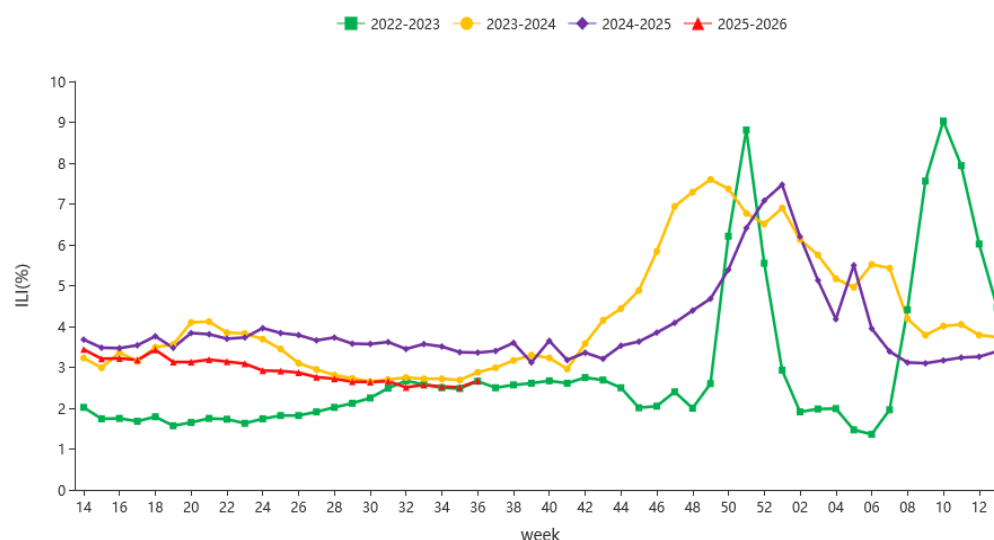
During week 36, the percentage of outpatient or emergency visits for ILI (ILI%) at national sentinel hospitals in southern provinces was 3.4%, higher than the last week (3.1%), lower than the same week of 2022-2024 (3.5%,4.4% and 3.5%). (Figure 1)



**Figure 1. Percentage of Visits for ILI at Sentinel Hospitals in Southern Provinces**

**Note:** Analysis in this part was based on data from sentinel hospitals belong to national influenza surveillance network.

During week 36, ILI% at national sentinel hospitals in northern provinces was 2.7%, higher than the last week (2.5%), the same as the same week of 2022(2.7%), lower than the same week of 2023 and 2024 (2.9% and 3.4%). (Figure 2)



**Figure 2. Percentage of Visits for ILI at Sentinel Hospitals in Northern Provinces**

**Note:** Analysis in this part was based on data from sentinel hospitals belong to national influenza surveillance network.

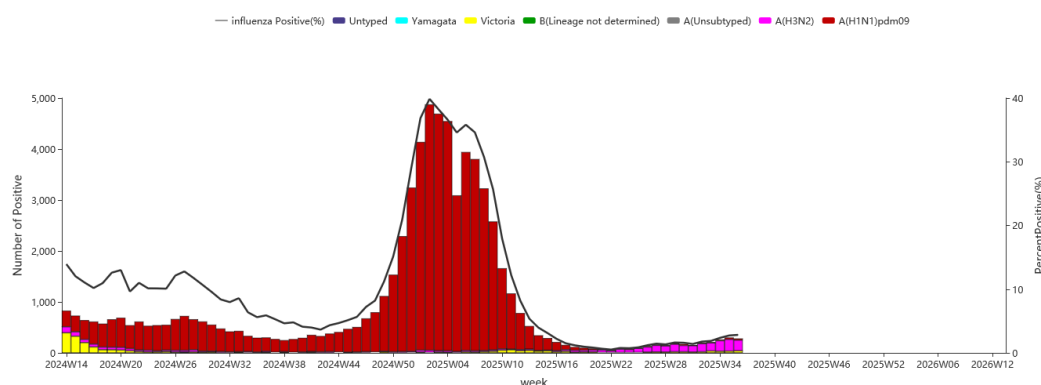


## Virologic Surveillance

During week 36 of 2025, influenza network laboratories tested 12879 specimens, there were 286 positive detections for influenza. The number and proportion of influenza types and subtypes detected in southern and northern provinces were shown in Table 1.

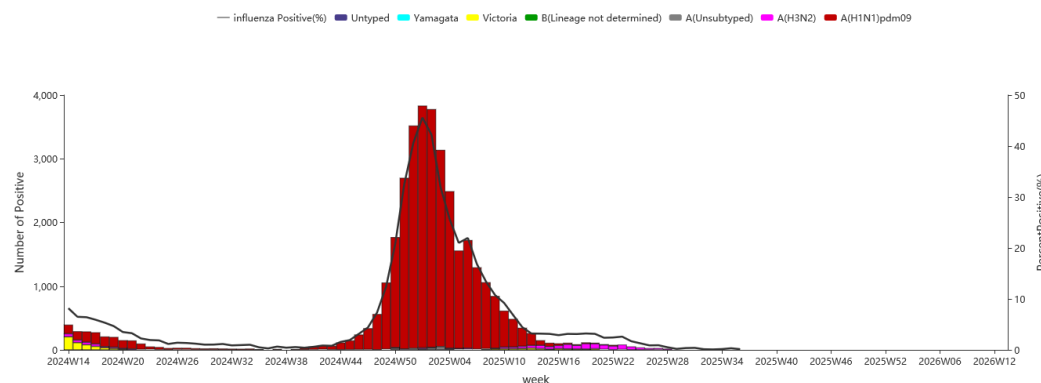
**Table 1. Laboratory Detections of ILI Specimens (Week 36, 2025)**

	Week 36		
	Southern provinces	Northern provinces	Total
<b>No. of specimens tested</b>	<b>9966</b>	<b>2913</b>	<b>12879</b>
<b>No. of positive specimens (%)</b>	<b>282(2.8%)</b>	<b>4(0.1%)</b>	<b>286(2.2%)</b>
<b>Influenza A</b>	<b>240(85.1%)</b>	<b>3(75.0%)</b>	<b>243(85.0%)</b>
A(H1N1)pdm09	31(12.9%)	0	31(12.8%)
A(H3N2)	209(87.1%)	3(100.0%)	212(87.2%)
A (subtype not determined)	0	0	0
<b>Influenza B</b>	<b>42(14.9%)</b>	<b>1(25.0%)</b>	<b>43(15.0%)</b>
B (lineage not determined)	0	0	0
Victoria	42(100.0%)	1(100.0%)	43(100.0%)
Yamagata	0	0	0



**Figure 3. Influenza Positive Tests Reported by Southern Network Laboratories (Week 14, 2024–Week 13, 2026)**

**Note:** Analysis in this part was based on the test results of network laboratories. If it were not consistent with the results of CNIC confirmation, the results of CNIC confirmation were used.



**Figure 4. Influenza Positive Tests Reported by Northern Network Laboratories (Week 14, 2024–Week 13, 2026)**

**Note:** Analysis in this part was based on the result of network laboratories. If it were not consistent with the results of CNIC confirmation, the results of CNIC confirmation were used.

## Antigenic Characterization

Since October 1, 2024, 3764(98.5%) influenza A(H1N1)pdm09 viruses were characterized as A/Victoria/4897/2022-like; 214(65.4%) influenza A(H3N2) viruses were characterized as A/Croatia/10136RV/2023(egg)-like, 303(92.7%) influenza A(H3N2) viruses were characterized as A/District of Columbia/27/2023(cell)-like; 257(97.3%) influenza B/Victoria viruses were characterized as B/Austria/1359417/2021-like.



## **Antiviral Resistance**

Since October 1, 2024, among the influenza viruses tested by CNIC for antiviral resistance, all but 111 influenza A(H1N1)pdm09 were sensitive to neuraminidase inhibitors, all A(H3N2) and B viruses were sensitive to neuraminidase inhibitors; all A(H1N1)pdm09, A(H3N2) and B viruses were sensitive to endonuclease inhibitors.

## **Outbreak Surveillance**

During week 36, there was 1 ILI outbreak reported nationwide. It was A(H3N2).