



Chinese Weekly Influenza Surveillance Report

August 4 to 10, 2025 (Week 32)

(All data are preliminary and may change as more reports are received)

Summary

- Influenza activity in the southern provinces and northern provinces was low. There was no ILI outbreak reported in this week.
- Among influenza viruses antigenically characterized by CNIC since October 1, 2024, 3749(98.6%) influenza A(H1N1)pdm09 viruses were characterized as A/Victoria/4897/2022-like; 168(64.9%) influenza A(H3N2) viruses were characterized as A/Croatia/10136RV/2023(egg)-like, 243(93.8%) influenza A(H3N2) viruses were characterized as A/District of Columbia/27/2023(cell)-like; 228(97.4%) influenza B/Victoria viruses were characterized as B/Austria/1359417/2021-like.
- Among the influenza viruses tested by CNIC for antiviral resistance analysis since October 1, 2024, all but 110 influenza A(H1N1)pdm09 were sensitive to neuraminidase inhibitors, all A(H3N2) and B viruses were sensitive to neuraminidase inhibitors; all A(H1N1)pdm09, A(H3N2) and B viruses were sensitive to endonuclease inhibitors.

Surveillance of outpatient or emergency visits for Influenza-like Illness (ILI)

During week 32, the percentage of outpatient or emergency visits for ILI (ILI%) at national sentinel hospitals in southern provinces was 3.5%, lower than the last week (3.6%), lower than the same week of 2022, 2023 and 2024 (3.9%, 4.4% and 4.3%). (Figure 1)

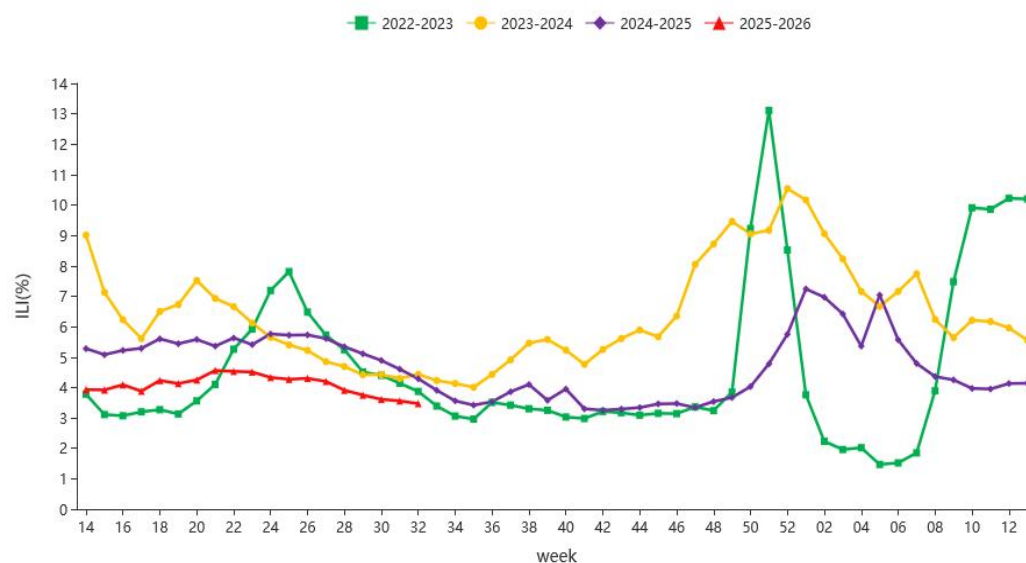


Figure 1. Percentage of Visits for ILI at Sentinel Hospitals in Southern Provinces

Note: Analysis in this part was based on data from sentinel hospitals belong to national influenza surveillance network.

During week 32, ILI% at national sentinel hospitals in northern provinces was 2.5%, lower than the last week (2.7%), lower than the same week of 2022, 2023 and 2024 (2.7%, 2.8% and 3.5%). (Figure 2)

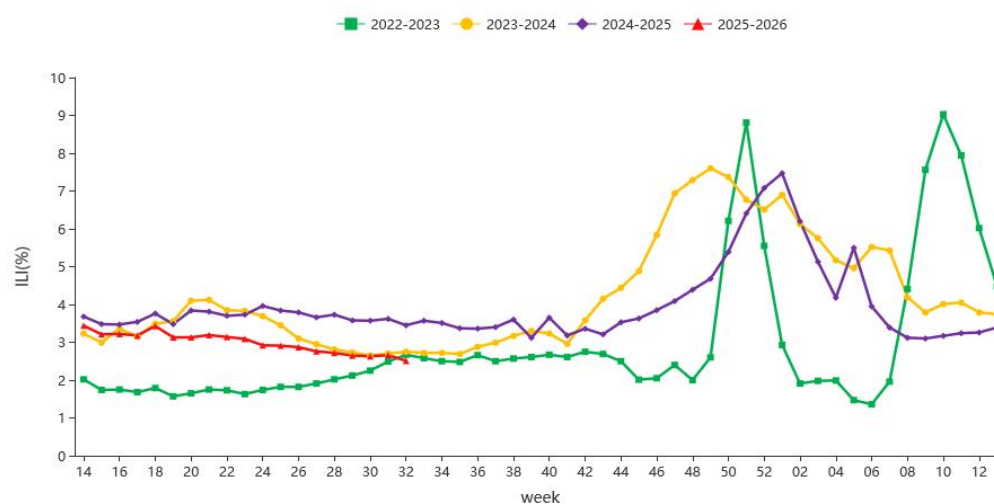


Figure 2. Percentage of Visits for ILI at Sentinel Hospitals in Northern Provinces

Note: Analysis in this part was based on data from sentinel hospitals belong to national influenza surveillance network.



Virologic Surveillance

During week 32 of 2025, influenza network laboratories tested 12633 specimens, there were 173 positive detections for influenza. The number and proportion of influenza types and subtypes detected in southern and northern provinces were shown in Table 1.

Table 1. Laboratory Detections of ILI Specimens (Week 32, 2025)

	Week 32		
	Southern provinces	Northern provinces	Total
No. of specimens tested	9911	2722	12633
No. of positive specimens (%)	169(1.7%)	4(0.2%)	173(1.4%)
Influenza A	149(88.2%)	1(25.0%)	150(86.7%)
A(H1N1)pdm09	17(11.4%)	0	17(11.3%)
A(H3N2)	132(88.6%)	1(100.0%)	133(88.7%)
A (subtype not determined)	0	0	0
Influenza B	20(11.8%)	3(75.0%)	23(13.3%)
B (lineage not determined)	0	0	0
Victoria	20(100.0%)	3(100.0%)	23(100.0%)
Yamagata	0	0	0

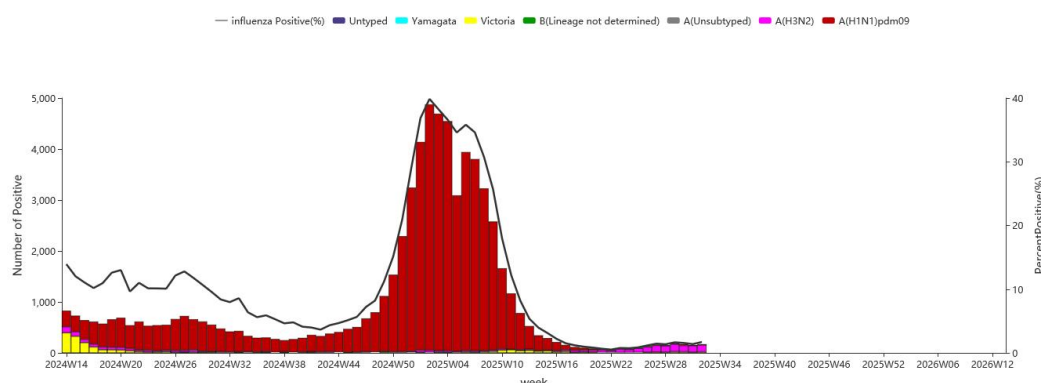


Figure 3. Influenza Positive Tests Reported by Southern Network Laboratories (Week 14, 2024–Week 13, 2026)

Note: Analysis in this part was based on the test results of network laboratories. If it were not consistent with the results of CNIC confirmation, the results of CNIC confirmation were used.

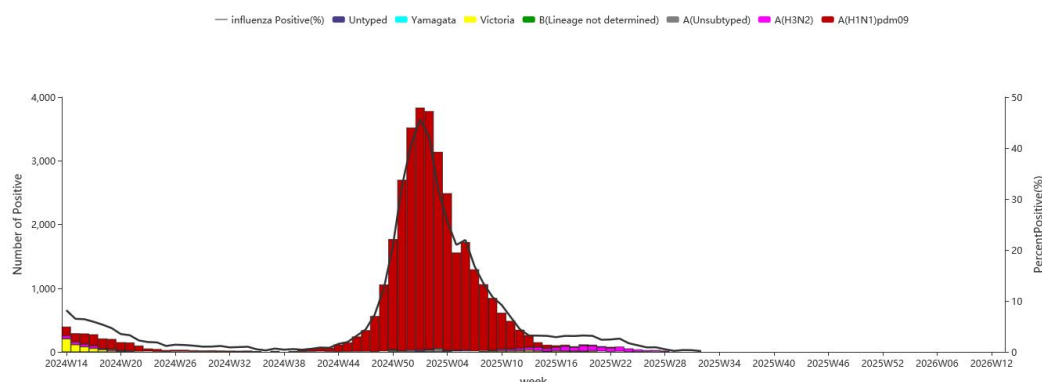


Figure 4. Influenza Positive Tests Reported by Northern Network Laboratories (Week 14, 2024–Week 13, 2026)

Note: Analysis in this part was based on the result of network laboratories. If it were not consistent with the results of CNIC confirmation, the results of CNIC confirmation were used.

Antigenic Characterization

Since October 1, 2024, 3749(98.6%) influenza A(H1N1)pdm09 viruses were characterized as A/Victoria/4897/2022-like; 168(64.9%) influenza A(H3N2) viruses were characterized as A/Croatia/10136RV/2023(egg)-like, 243(93.8%) influenza A(H3N2) viruses were characterized as A/District of Columbia/27/2023(cell)-like; 228(97.4%) influenza B/Victoria viruses were characterized as B/Austria/1359417/2021-like.



Antiviral Resistance

Since October 1, 2024, among the influenza viruses tested by CNIC for antiviral resistance, all but 110 influenza A(H1N1)pdm09 were sensitive to neuraminidase inhibitors, all A(H3N2) and B viruses were sensitive to neuraminidase inhibitors; all A(H1N1)pdm09, A(H3N2) and B viruses were sensitive to endonuclease inhibitors.

Outbreak Surveillance

During week 32, there was no ILI outbreak reported nationwide.