



Chinese Weekly Influenza Surveillance Report

July 28 to August 3, 2025 (Week 31)

(All data are preliminary and may change as more reports are received)

Summary

- Influenza activity in the southern provinces and northern provinces was low. There was no ILI outbreak reported in this week.
- Among influenza viruses antigenically characterized by CNIC since October 1, 2024, 3749(98.6%) influenza A(H1N1)pdm09 viruses were characterized as A/Victoria/4897/2022-like; 168(64.9%) influenza A(H3N2) viruses were characterized as A/Croatia/10136RV/2023(egg)-like, 243(93.8%) influenza A(H3N2) viruses were characterized as A/District of Columbia/27/2023(cell)-like; 228(97.4%) influenza B/Victoria viruses were characterized as B/Austria/1359417/2021-like.
- Among the influenza viruses tested by CNIC for antiviral resistance analysis since October 1, 2024, all but 110 influenza A(H1N1)pdm09 were sensitive to neuraminidase inhibitors, all A(H3N2) and B viruses were sensitive to neuraminidase inhibitors; all A(H1N1)pdm09, A(H3N2) and B viruses were sensitive to endonuclease inhibitors.

Surveillance of outpatient or emergency visits for Influenza-like Illness (ILI)

During week 31, the percentage of outpatient or emergency visits for ILI (ILI%) at national sentinel hospitals in southern provinces was 3.5%, lower than the last week (3.6%), lower than the same week of 2022, 2023 and 2024 (4.1%, 4.3% and 4.6%). (Figure 1)

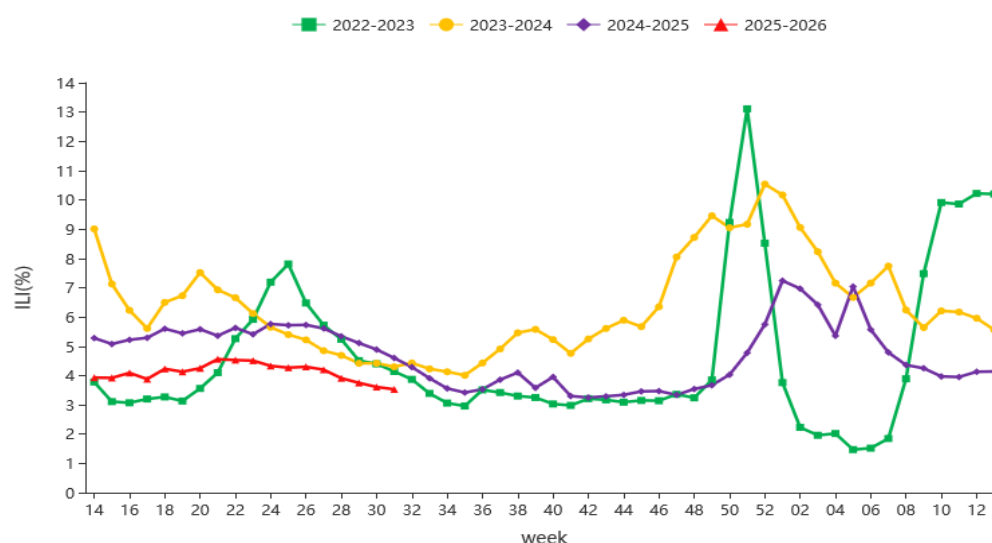


Figure 1. Percentage of Visits for ILI at Sentinel Hospitals in Southern Provinces

Note: Analysis in this part was based on data from sentinel hospitals belong to national influenza surveillance network.

During week 31, ILI% at national sentinel hospitals in northern provinces was 2.6%, the same as the last week (2.6%), higher than the same week of 2022 (2.5%), lower than the same week of 2023 and 2024 (2.7% and 3.6%). (Figure 2)

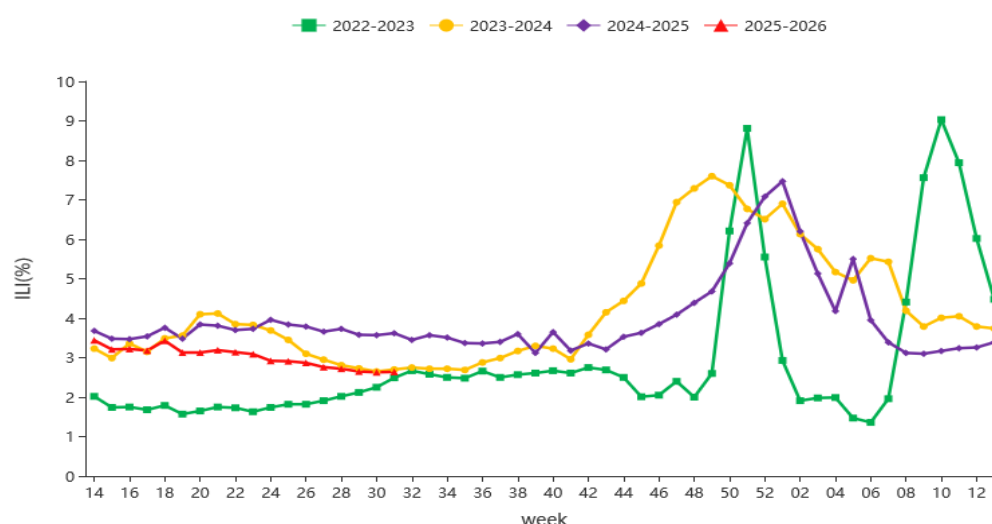


Figure 2. Percentage of Visits for ILI at Sentinel Hospitals in Northern Provinces

Note: Analysis in this part was based on data from sentinel hospitals belong to national influenza surveillance network.



Virologic Surveillance

During week 31 of 2025, influenza network laboratories tested 12296 specimens, there were 151 positive detections for influenza. The number and proportion of influenza types and subtypes detected in southern and northern provinces were shown in Table 1.

Table 1. Laboratory Detections of ILI Specimens (Week 31, 2025)

	Week 31		
	Southern provinces	Northern provinces	Total
No. of specimens tested	9881	2415	12296
No. of positive specimens (%)	145(1.5%)	6(0.3%)	151(1.2%)
Influenza A	132(91.0%)	6(100.0%)	138(91.4%)
A(H1N1)pdm09	12(9.1%)	1(16.7%)	13(9.4%)
A(H3N2)	120(90.9%)	5(83.3%)	125(90.6%)
A (subtype not determined)	0	0	0
Influenza B	13(9.0%)	0	13(8.6%)
B (lineage not determined)	0	0	0
Victoria	13(100.0%)	0	13(100.0%)
Yamagata	0	0	0

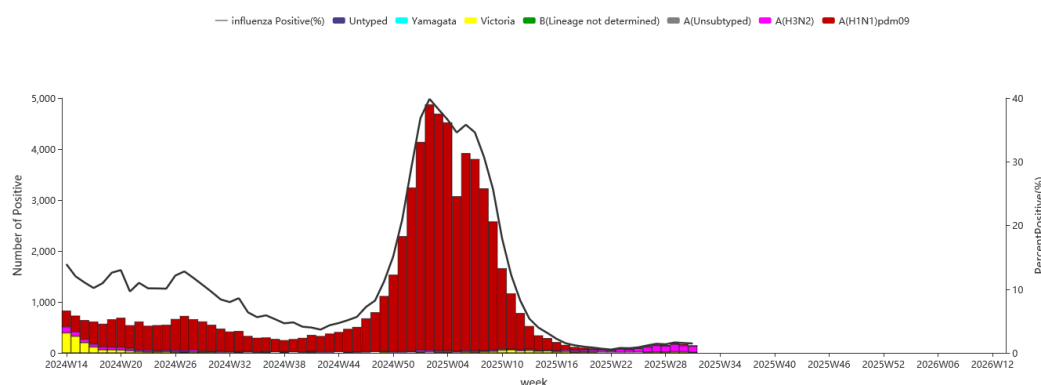


Figure 3. Influenza Positive Tests Reported by Southern Network Laboratories (Week 14, 2024–Week 13, 2026)

Note: Analysis in this part was based on the test results of network laboratories. If it were not consistent with the results of CNIC confirmation, the results of CNIC confirmation were used.

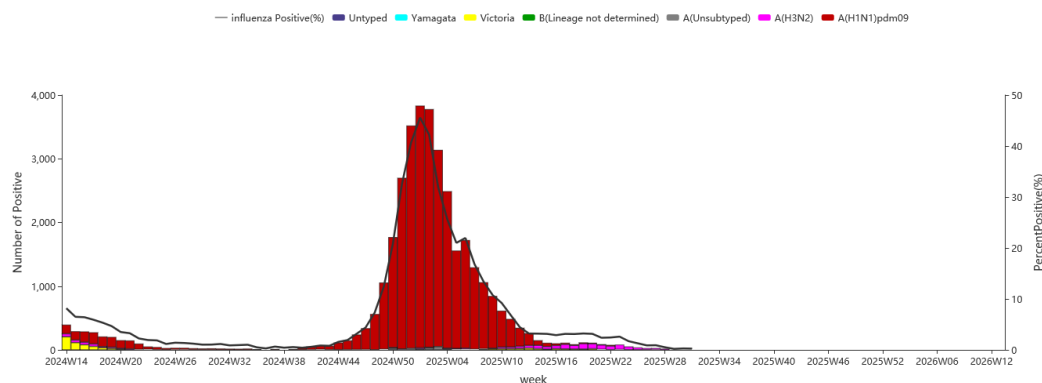


Figure 4. Influenza Positive Tests Reported by Northern Network Laboratories (Week 14, 2024–Week 13, 2026)

Note: Analysis in this part was based on the result of network laboratories. If it were not consistent with the results of CNIC confirmation, the results of CNIC confirmation were used.

Antigenic Characterization

Since October 1, 2024, 3749(98.6%) influenza A(H1N1)pdm09 viruses were characterized as A/Victoria/4897/2022-like; 168(64.9%) influenza A(H3N2) viruses were characterized as A/Croatia/10136RV/2023(egg)-like, 243(93.8%) influenza A(H3N2) viruses were characterized as A/District of Columbia/27/2023(cell)-like; 228(97.4%) influenza B/Victoria viruses were characterized as B/Austria/1359417/2021-like.



Antiviral Resistance

Since October 1, 2024, among the influenza viruses tested by CNIC for antiviral resistance, all but 110 influenza A(H1N1)pdm09 were sensitive to neuraminidase inhibitors, all A(H3N2) and B viruses were sensitive to neuraminidase inhibitors; all A(H1N1)pdm09, A(H3N2) and B viruses were sensitive to endonuclease inhibitors.

Outbreak Surveillance

During week 31, there was no ILI outbreak reported nationwide.