



## Chinese Weekly Influenza Surveillance Report

May 12 to 18, 2025 (Week 20)

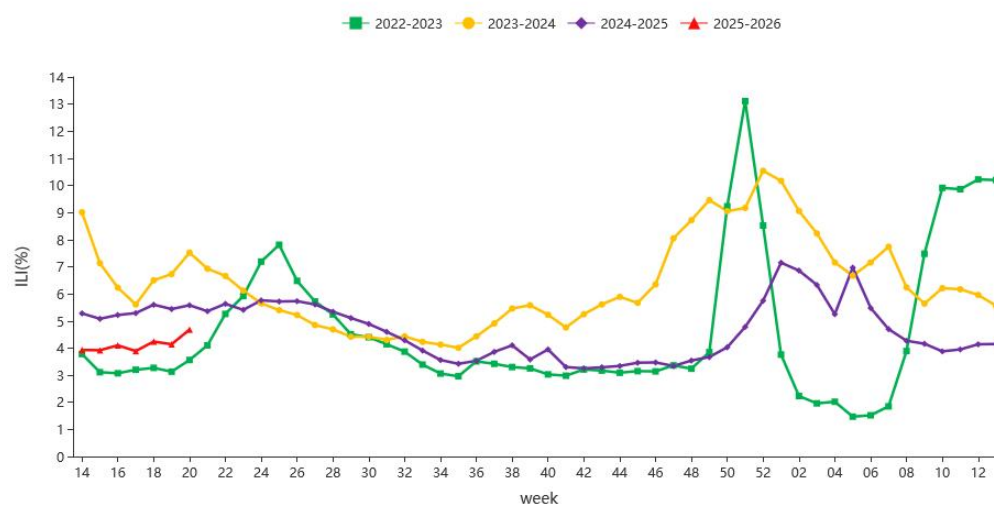
(All data are preliminary and may change as more reports are received)

### Summary

- Influenza activity in the southern provinces and northern provinces was low. There was 1 ILI outbreak reported in this week.
- Among influenza viruses antigenically characterized by CNIC since October 1, 2024, 3513(98.6%) influenza A(H1N1)pdm09 viruses were characterized as A/Victoria/4897/2022-like; 90(61.2%) influenza A(H3N2) viruses were characterized as A/Croatia/10136RV/2023(egg)-like, 145(98.6%) influenza A(H3N2) viruses were characterized as A/District of columbia/27/2023(cell)-like; 141(97.2%) influenza B/Victoria viruses were characterized as B/Austria/1359417/2021-like.
- Among the influenza viruses tested by CNIC for antiviral resistance analysis since October 1, 2024, all but 99 influenza A(H1N1)pdm09 were sensitive to neuraminidase inhibitors, all A(H3N2) and B viruses were sensitive to neuraminidase inhibitors; all A(H1N1)pdm09, A(H3N2) and B viruses were sensitive to endonuclease inhibitors.

### Surveillance of outpatient or emergency visits for Influenza-like Illness (ILI)

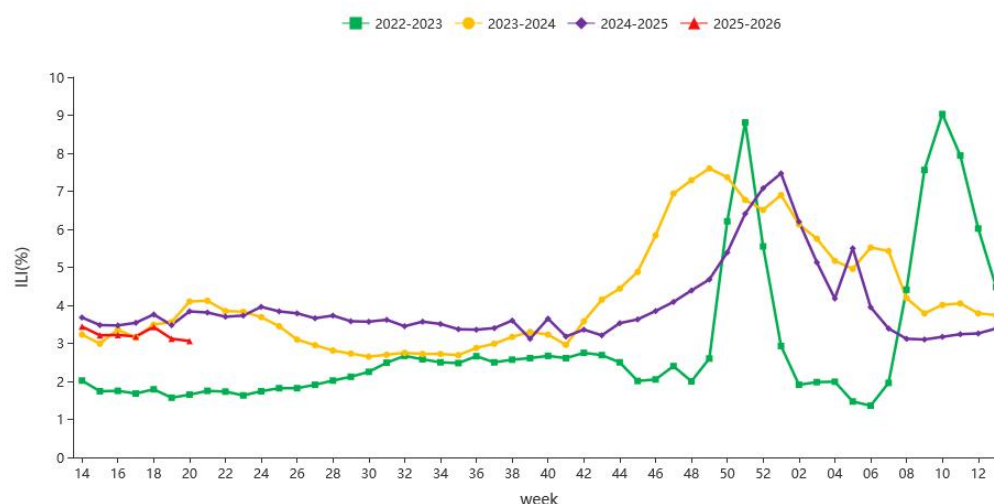
During week 20, the percentage of outpatient or emergency visits for ILI (ILI%) at national sentinel hospitals in southern provinces was 4.7%, higher than the last week (4.1%), higher than the same week of 2022 (3.6%), lower than the same week of 2023~2024 (7.5% and 5.6%). (Figure 1)



**Figure 1. Percentage of Visits for ILI at Sentinel Hospitals in Southern Provinces**

**Note:** Analysis in this part was based on data from sentinel hospitals belong to national influenza surveillance network.

During week 20, ILI% at national sentinel hospitals in northern provinces was 3.1%, the same as the last week (3.1%), higher than the same week of 2022 (1.7%), lower than the same week of 2023~2024 (4.1% and 3.8%). (Figure 2)



**Figure 2. Percentage of Visits for ILI at Sentinel Hospitals in Northern Provinces**

**Note:** Analysis in this part was based on data from sentinel hospitals belong to national influenza surveillance network.

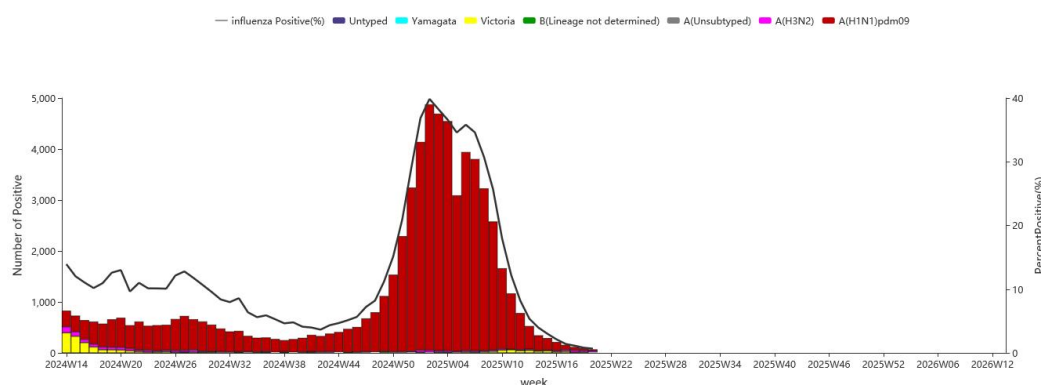


## Virologic Surveillance

During week 20 of 2025, influenza network laboratories tested 13215 specimens, there were 163 positive detections for influenza. The number and proportion of influenza types and subtypes detected in southern and northern provinces were shown in Table1.

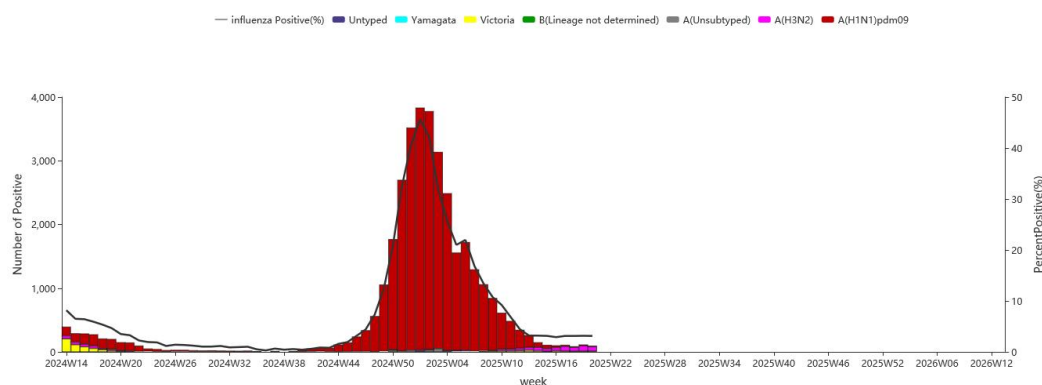
**Table 1. Laboratory Detections of ILI Specimens (Week 20, 2025)**

	Week 20		
	Southern provinces	Northern provinces	Total
<b>No. of specimens tested</b>	<b>10148</b>	<b>3067</b>	<b>13215</b>
<b>No. of positive specimens (%)</b>	<b>67(0.7%)</b>	<b>96(3.1%)</b>	<b>163(1.2%)</b>
<b>Influenza A</b>	<b>57(85.1%)</b>	<b>83(86.5%)</b>	<b>140(85.9%)</b>
A(H1N1)pdm09	25(43.9%)	14(16.9%)	39(27.9%)
A(H3N2)	32(56.1%)	69(83.1%)	101(72.1%)
A (subtype not determined)	0	0	0
<b>Influenza B</b>	<b>10(14.9%)</b>	<b>13(13.5%)</b>	<b>23(14.1%)</b>
B (lineage not determined)	0	0	0
Victoria	10(100.0%)	13(100.0%)	23(100.0%)
Yamagata	0	0	0



**Figure 3. Influenza Positive Tests Reported by Southern Network Laboratories (Week 14, 2024–Week 13, 2026)**

**Note:** Analysis in this part was based on the test results of network laboratories. If it were not consistent with the results of CNIC confirmation, the results of CNIC confirmation were used.



**Figure 4. Influenza Positive Tests Reported by Northern Network Laboratories (Week 14, 2024–Week 13, 2026)**

**Note:** Analysis in this part was based on the result of network laboratories. If it were not consistent with the results of CNIC confirmation, the results of CNIC confirmation were used.

## Antigenic Characterization

Since October 1, 2024, 3513(98.6%) influenza A(H1N1)pdm09 viruses were characterized as A/Victoria/4897/2022-like; 90(61.2%) influenza A(H3N2) viruses were characterized as A/Croatia/10136RV/2023(egg)-like, 145(98.6%) influenza A(H3N2) viruses were characterized as A/District of columbia/27/2023(cell)-like; 141(97.2%) influenza B/Victoria viruses were characterized as B/Austria/1359417/2021-like.



## **Antiviral Resistance**

Since October 1, 2024, among the influenza viruses tested by CNIC for antiviral resistance, all but 99 influenza A(H1N1)pdm09 were sensitive to neuraminidase inhibitors, all A(H3N2) and B viruses were sensitive to neuraminidase inhibitors; all A(H1N1)pdm09, A(H3N2) and B viruses were sensitive to endonuclease inhibitors.

## **Outbreak Surveillance**

During week 20, there was 1 ILI outbreaks reported nationwide, it was A(H3N2).