



Chinese Weekly Influenza Surveillance Report

February 10 to 16, 2025 (Week 7)

(All data are preliminary and may change as more reports are received)

Summary

- Influenza detections declined in the southern provinces and northern provinces. A(H1N1)pdm09 was predominated. There was 1 ILI outbreak reported in this week .
- Among influenza viruses antigenically characterized by CNIC since April 1, 2024, 2779(97.5%) influenza A(H1N1)pdm09 viruses were characterized as A/Victoria/4897/2022-like; 413(55.8%) influenza A(H3N2) viruses were characterized as A/Thailand/8/2022(egg)-like, 480(64.9%) influenza A(H3N2) viruses were characterized as A/Thailand/8/2022(cell)-like; 1026(98.9%) influenza B/Victoria viruses were characterized as B/Austria/1359417/2021-like.
- Among the influenza viruses tested by CNIC for antiviral resistance analysis since April 1, 2024, all but 72 influenza A(H1N1)pdm09 were sensitive to neuraminidase inhibitors, all A(H3N2) and B viruses were sensitive to neuraminidase inhibitors; all A(H1N1)pdm09, A(H3N2) and B viruses were sensitive to endonuclease inhibitors.

Surveillance of outpatient or emergency visits for Influenza-like Illness (ILI)

During week 7, the percentage of outpatient or emergency visits for ILI (ILI%) at national sentinel hospitals in southern provinces was 4.7%, lower than the last week (5.5%), higher than the same week of 2022~2023(2.7% and 1.9%), lower than the same week of 2024(7.7%). (Figure 1)

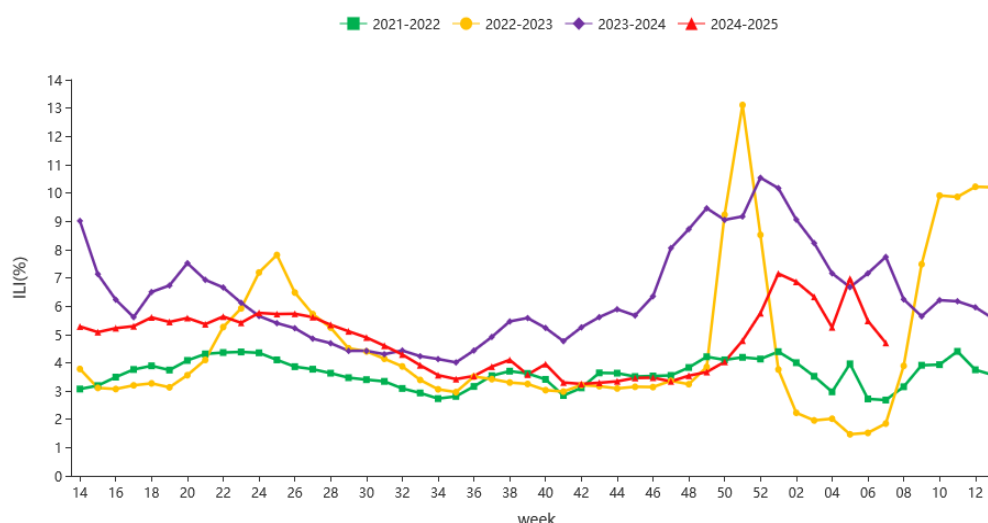


Figure 1. Percentage of Visits for ILI at Sentinel Hospitals in Southern Provinces

Note: Analysis in this part was based on data from sentinel hospitals belong to national influenza surveillance network.

During week 7, ILI% at national sentinel hospitals in northern provinces was 3.4%, lower than the last week (4.0%), higher than the same week of 2022~2023(1.9% and 2.0%), lower than the same week of 2024(5.4%). (Figure 2)

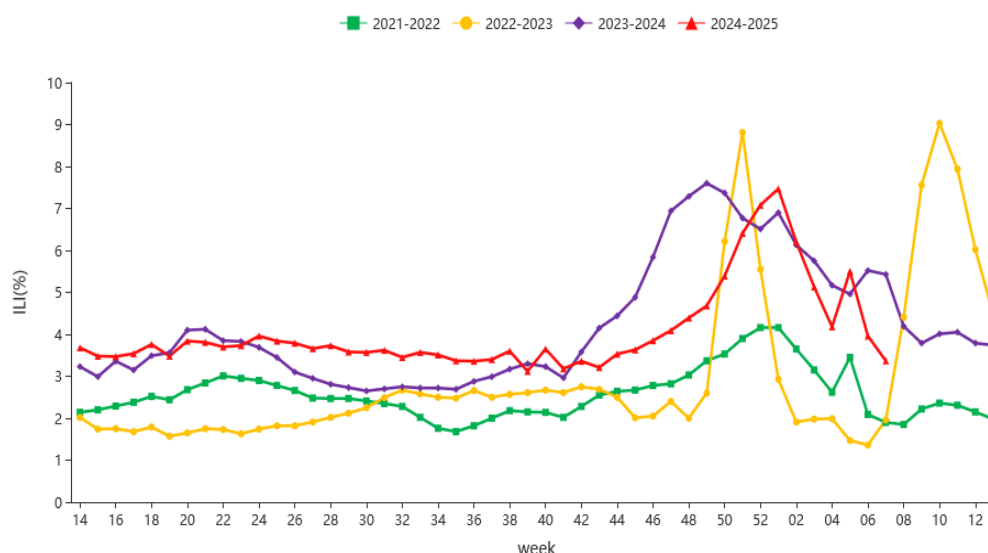


Figure 2. Percentage of Visits for ILI at Sentinel Hospitals in Northern Provinces

Note: Analysis in this part was based on data from sentinel hospitals belong to national influenza surveillance network.



Virologic Surveillance

During week 7 of 2025, influenza network laboratories tested 20748 specimens, there were 4471 positive detections for influenza. The number and proportion of influenza types and subtypes detected in southern and northern provinces were shown in Table1.

Table 1. Laboratory Detections of ILI Specimens (Week 7, 2025)

	Week 7		
	Southern provinces	Northern provinces	Total
No. of specimens tested	11049	9699	20748
No. of positive specimens (%)	3315(30.0%)	1156(11.9%)	4471(21.6%)
Influenza A	3300(99.5%)	1150(99.5%)	4450(99.5%)
A(H1N1)pdm09	3281(99.4%)	1149(99.9%)	4430(99.6%)
A(H3N2)	19(0.6%)	1(0.1%)	20(0.4%)
A (subtype not determined)	0	0	0
Influenza B	15(0.5%)	6(0.5%)	21(0.5%)
B (lineage not determined)	0	0	0
Victoria	15(100.0%)	6(100.0%)	21(100.0%)
Yamagata	0	0	0

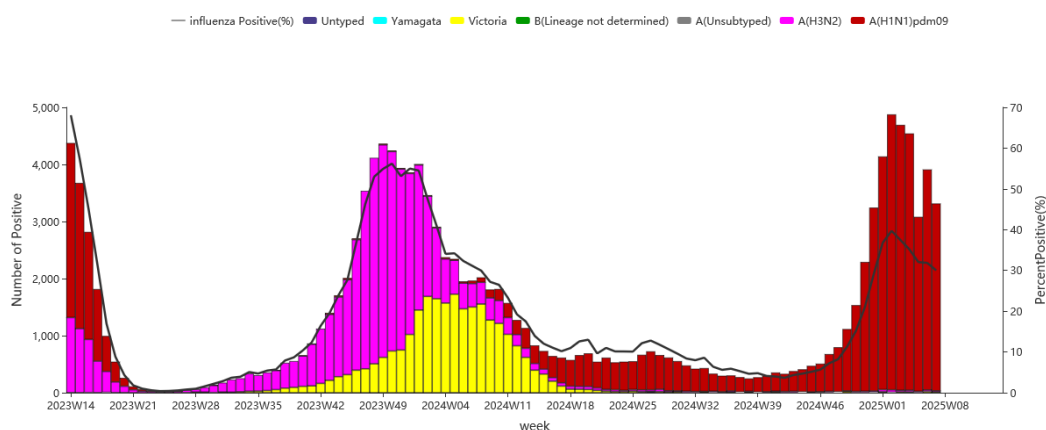


Figure 3. Influenza Positive Tests Reported by Southern Network Laboratories (Week 14, 2023–Week 13, 2025)

Note: Since September 2024, the national influenza surveillance network has expanded and the sample size for testing has increased. Analysis in this part was based on the test results of network laboratories. If it were not consistent with the results of CNIC confirmation, the results of CNIC confirmation were used.

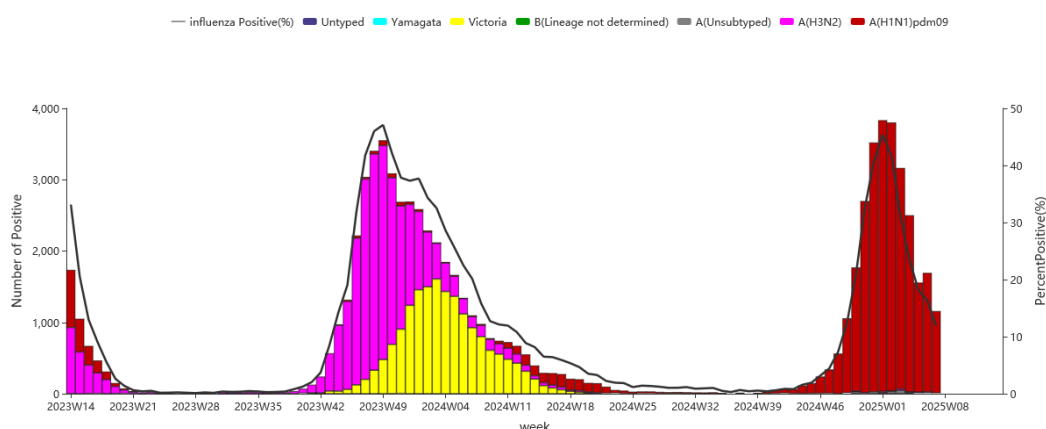


Figure 4. Influenza Positive Tests Reported by Northern Network Laboratories (Week 14, 2023–Week 13, 2025)

Note: Since September 2024, the national influenza surveillance network has expanded and the sample size for testing has increased. Analysis in this part was based on the result of network laboratories. If it were not consistent with the results of CNIC confirmation, the results of CNIC confirmation were used.

Antigenic Characterization

Since April 1, 2024, 2779(97.5%) influenza A(H1N1)pdm09 viruses were characterized as A/Victoria/4897/2022-like; 413(55.8%) influenza A(H3N2) viruses were characterized as A/Thailand/8/2022(egg)-like, 480(64.9%) influenza A(H3N2)



viruses were characterized as A/Thailand/8/2022(cell)-like; 1026(98.9%) influenza B/Victoria viruses were characterized as B/Austria/1359417/2021-like.

Antiviral Resistance

Since April 1, 2024, among the influenza viruses tested by CNIC for antiviral resistance, all but 72 influenza A(H1N1)pdm09 were sensitive to neuraminidase inhibitors, all A(H3N2) and B viruses were sensitive to neuraminidase inhibitors; all A(H1N1)pdm09, A(H3N2) and B viruses were sensitive to endonuclease inhibitors.

Outbreak Surveillance

During week 7, there was 1 ILI outbreak reported nationwide. It was A(H1N1)pdm09.