



Chinese Weekly Influenza Surveillance Report

December 23 to 29, 2024 (Week 52)

(All data are preliminary and may change as more reports are received)

Summary

- Influenza detections increased in the southern provinces and northern provinces. A(H1N1)pdm09 was predominated. There were 171 ILI outbreaks reported in week 52.
- Among influenza viruses antigenically characterized by CNIC since April 1, 2024, 1844(97.0%) influenza A(H1N1)pdm09 viruses were characterized as A/Victoria/4897/2022-like; 392(56.0%) influenza A(H3N2) viruses were characterized as A/Thailand/8/2022(egg)-like, 453(64.7%) influenza A(H3N2) viruses were characterized as A/Thailand/8/2022(cell)-like; 997(99.1%) influenza B/Victoria viruses were characterized as B/Austria/1359417/2021-like.
- Among the influenza viruses tested by CNIC for antiviral resistance analysis since April 1, 2024, all but 48 influenza A(H1N1)pdm09 were sensitive to neuraminidase inhibitors, all A(H3N2) and B viruses were sensitive to neuraminidase inhibitors; all A(H1N1)pdm09, A(H3N2) and B viruses were sensitive to endonuclease inhibitors.

Surveillance of outpatient or emergency visits for Influenza-like Illness (ILI)

During week 52, the percentage of outpatient or emergency visits for ILI (ILI%) at national sentinel hospitals in southern provinces was 5.7%, higher than the last week (4.7%), higher than the same week of 2021(4.1%), lower than the same week of 2022~2023(8.5% and 10.5%). (Figure 1)

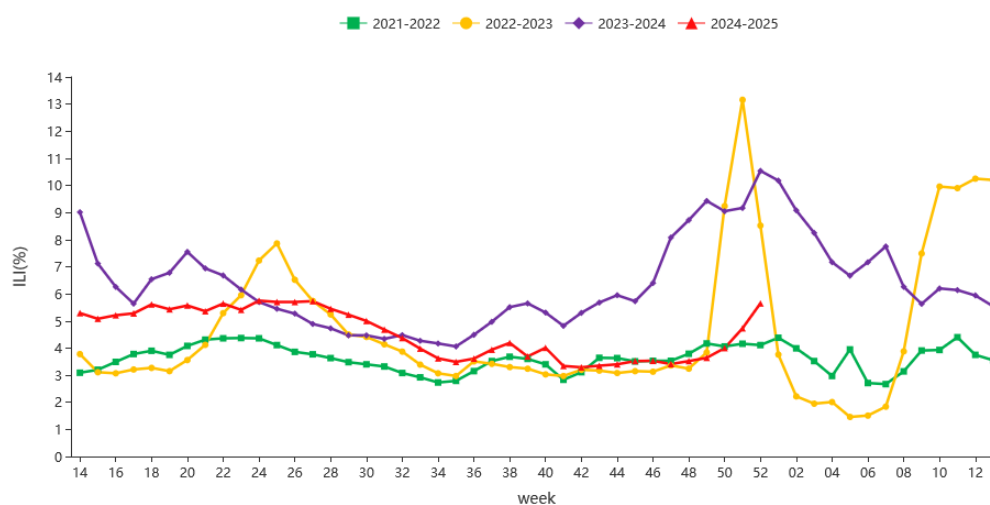


Figure 1. Percentage of Visits for ILI at Sentinel Hospitals in Southern Provinces

Note: Analysis in this part was based on data from sentinel hospitals belong to national influenza surveillance network.

During week 52, ILI% at national sentinel hospitals in northern provinces was 7.2%, higher than the last week (6.4%), higher than the same week of 2021~2023(4.2%, 5.5% and 6.5%). (Figure 2)

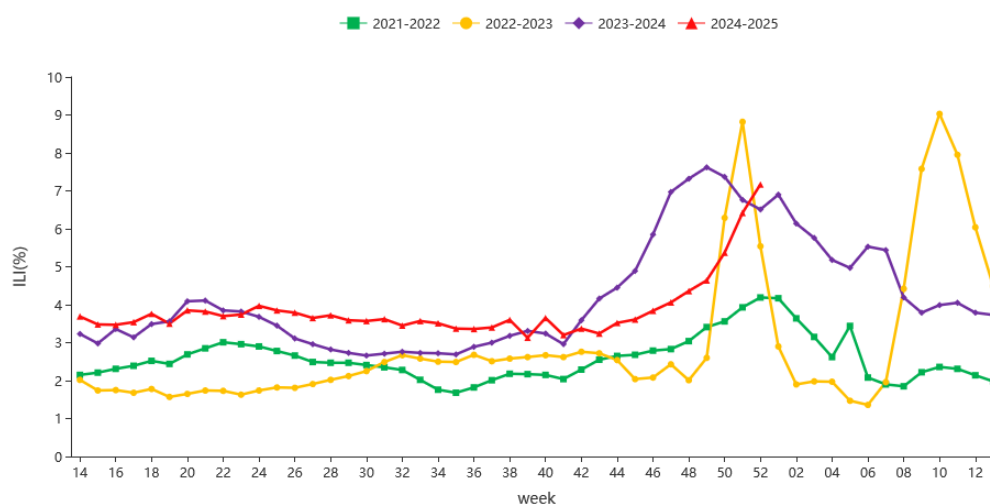


Figure 2. Percentage of Visits for ILI at Sentinel Hospitals in Northern Provinces

Note: Analysis in this part was based on data from sentinel hospitals belong to national influenza surveillance network.



Virologic Surveillance

During week 52, influenza network laboratories tested 17057 specimens, there were 4883 positive detections for influenza. The number and proportion of influenza types and subtypes detected in southern and northern provinces were shown in Table 1.

Table 1 Laboratory Detections of ILI Specimens (Week 52, 2024)

	Week52		
	Southern provinces	Northern provinces	Total
No. of specimens tested	8628	8429	17057
No. of positive specimens (%)	2115 (24.5%)	2768(32.8%)	4883(28.6%)
Influenza A	2107(99.6%)	2762(99.8%)	4869(99.7%)
A(H1N1)pdm09	2101(99.7%)	2750(99.6%)	4851(99.6%)
A(H3N2)	6(0.3%)	12(0.4%)	18(0.5%)
A (subtype not determined)	0	0	0
Influenza B	8(0.4%)	6(0.2%)	14(0.3%)
B (lineage not determined)	0	0	0
Victoria	8(100.0%)	6(100.0%)	14(100.0%)
Yamagata	0	0	0

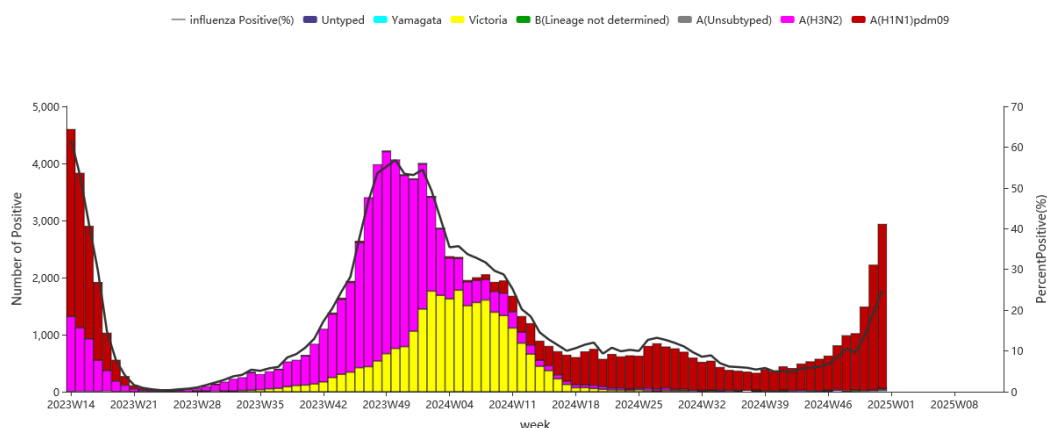


Figure 3. Influenza Positive Tests Reported by Southern Network Laboratories (Week 14, 2023–Week 13, 2025)

Note: Since September 2024, the national influenza surveillance network has expanded and the sample size for testing has increased. Analysis in this part was based on the test results of network laboratories. If it were not consistent with the results of CNIC confirmation, the results of CNIC confirmation were used.

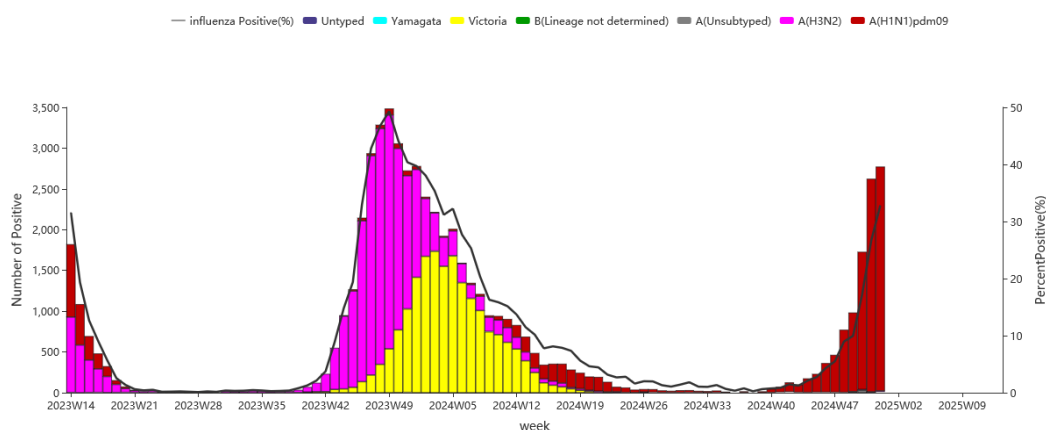


Figure 4. Influenza Positive Tests Reported by Northern Network Laboratories (Week 14, 2023–Week 13, 2025)

Note: Since September 2024, the national influenza surveillance network has expanded and the sample size for testing has increased. Analysis in this part was based on the result of network laboratories. If it were not consistent with the results of CNIC confirmation, the results of CNIC confirmation were used.

Antigenic Characterization

Since April 1, 2024, 1844(97.0%) influenza A(H1N1)pdm09 viruses were characterized as A/Victoria/4897/2022-like; 392(56.0%) influenza A(H3N2) viruses were characterized as A/Thailand/8/2022(egg)-like, 453(64.7%) influenza A(H3N2)



viruses were characterized as A/Thailand/8/2022(cell)-like; 997(99.1%) influenza B/Victoria viruses were characterized as B/Austria/1359417/2021-like.

Antiviral Resistance

Since April 1, 2024, among the influenza viruses tested by CNIC for antiviral resistance, all but 48 influenza A(H1N1)pdm09 were sensitive to neuraminidase inhibitors, all A(H3N2) and B viruses were sensitive to neuraminidase inhibitors; all A(H1N1)pdm09, A(H3N2) and B viruses were sensitive to endonuclease inhibitors.

Outbreak Surveillance

During week 52, there were 171 ILI outbreaks reported nationwide. Among them, 126 were A(H1N1)pdm09, 1 was A(H3N2), 2 were mixed, 3 were A(subtype not determine), 22 were negative for flu, 17 had not obtained the testing results.