



Chinese Weekly Influenza Surveillance Report

October 28 to November 4, 2024 (Week 44)

(All data are preliminary and may change as more reports are received)

Summary

- Influenza detections increased slightly in the southern provinces and northern provinces. A(H1N1)pdm09 was predominated. There were 6 ILI outbreaks reported in week 44.
- Among influenza viruses antigenically characterized by CNIC since April 1, 2024, 1267(97.2%) influenza A(H1N1)pdm09 viruses were characterized as A/Victoria/4897/2022-like; 375(55.3%) influenza A(H3N2) viruses were characterized as A/Thailand/8/2022(egg)-like, 442(65.2%) influenza A(H3N2) viruses were characterized as A/Thailand/8/2022(cell)-like; 987(99.1%) influenza B/Victoria viruses were characterized as B/Austria/1359417/2021-like.
- Among the influenza viruses tested by CNIC for antiviral resistance analysis since April 1, 2024, all but 21 influenza A(H1N1)pdm09 were sensitive to neuraminidase inhibitors, all A(H3N2) and B viruses were sensitive to neuraminidase inhibitors; all A(H1N1)pdm09, A(H3N2) and B viruses were sensitive to endonuclease inhibitors.

Surveillance of outpatient or emergency visits for Influenza-like Illness (ILI)

During week 44, the percentage of outpatient or emergency visits for ILI (ILI%) at national sentinel hospitals in southern provinces was 3.4%, higher than the last week (3.3%), lower than the same week of 2021 and 2023(3.6% and 6.0%), higher than the same week of 2022(3.1%). (Figure 1)



Figure 1. Percentage of Visits for ILI at Sentinel Hospitals in Southern Provinces

Note: Analysis in this part was based on data from sentinel hospitals belong to national influenza surveillance network.

During week 44, ILI% at national sentinel hospitals in northern provinces was 3.5%, higher than the last week (3.3%), higher than the same week of 2021~2022(2.7% and 2.5%), lower than the same week of 2023(4.5%). (Figure 2)

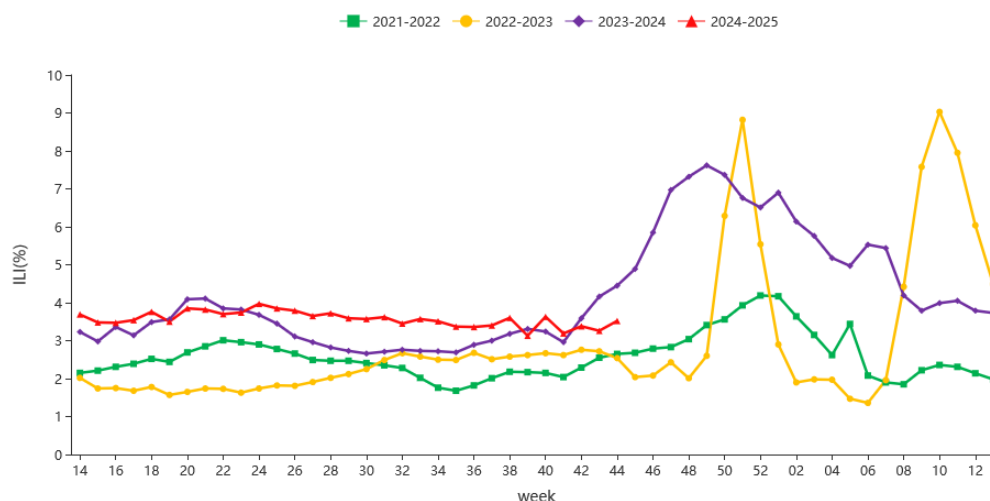


Figure 2. Percentage of Visits for ILI at Sentinel Hospitals in Northern Provinces

Note: Analysis in this part was based on data from sentinel hospitals belong to national influenza surveillance network.



Virologic Surveillance

During week 44, influenza network laboratories tested 15357 specimens, there were 533 positive detections for influenza. The number and proportion of influenza types and subtypes detected in southern and northern provinces were shown in Table 1.

Table 1 Laboratory Detections of ILI Specimens (Week 44, 2024)

	Week 44		
	Southern provinces	Northern provinces	Total
No. of specimens tested	7781	7576	15357
No. of positive specimens (%)	377(4.9%)	156(2.1%)	533(3.5%)
Influenza A	362(96.0%)	140(89.7%)	502(94.2%)
A(H1N1)pdm09	352(97.2%)	135(96.4%)	487(97.0%)
A(H3N2)	10(2.8%)	5(3.6%)	15(3.0%)
A (subtype not determined)	1(0.3%)	0(0.0%)	1(0.2%)
Influenza B	15(4.0%)	16(10.3%)	31(5.8%)
B (lineage not determined)	0	0	0
Victoria	15(100.0%)	16(100.0%)	31(100.0%)
Yamagata	0	0	0

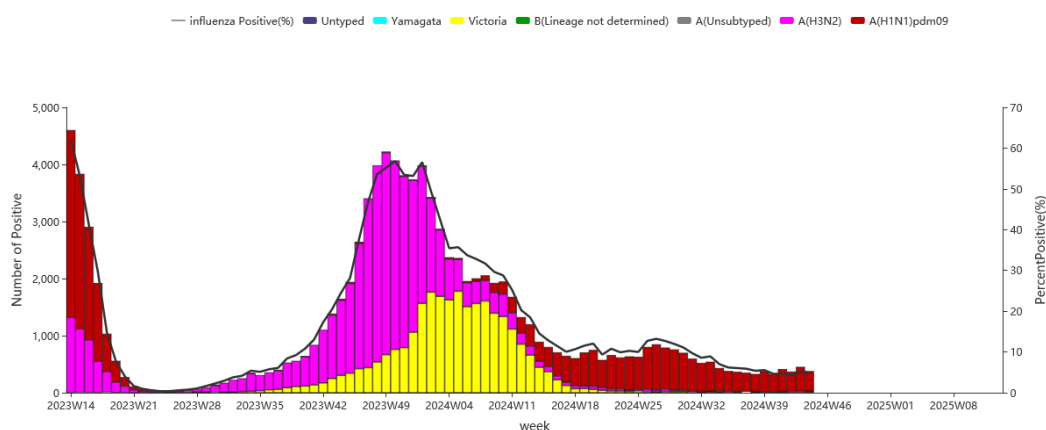


Figure 3. Influenza Positive Tests Reported by Southern Network Laboratories (Week 14, 2023–Week 13, 2025)

Note: Analysis in this part was based on the test results of network laboratories. If it were not consistent with the results of CNIC confirmation, the results of CNIC confirmation were used.

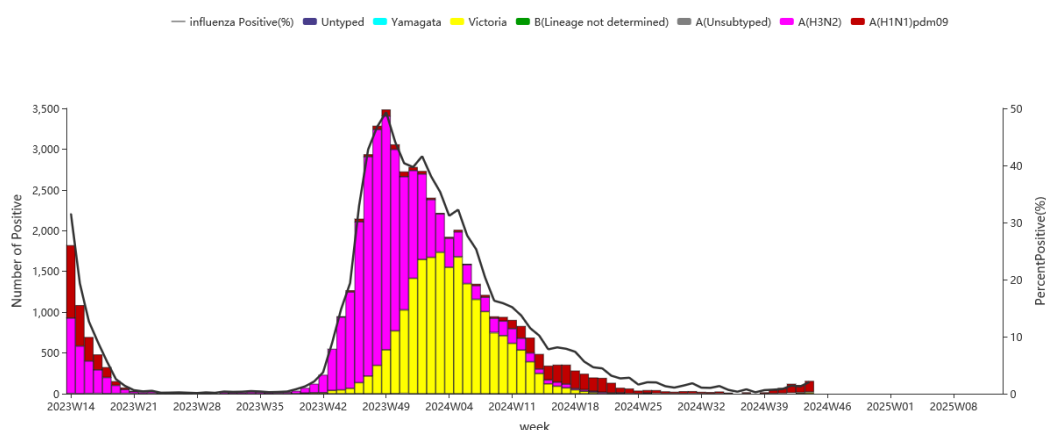


Figure 4. Influenza Positive Tests Reported by Northern Network Laboratories (Week 14, 2023–Week 13, 2025)

Note: Analysis in this part was based on the result of network laboratories. If it were not consistent with the results of CNIC confirmation, the results of CNIC confirmation were used.

Antigenic Characterization

Since April 1, 2024, 1267(97.2%) influenza A(H1N1)pdm09 viruses were characterized as A/Victoria/4897/2022-like; 375(55.3%) influenza A(H3N2) viruses were characterized as A/Thailand/8/2022(egg)-like, 442(65.2%) influenza A(H3N2) viruses were characterized as A/Thailand/8/2022(cell)-like; 987(99.1%) influenza B/Victoria viruses were characterized as B/Austria/1359417/2021-like.



Antiviral Resistance

Since April 1, 2024, among the influenza viruses tested by CNIC for antiviral resistance, all but 21 influenza A(H1N1)pdm09 were sensitive to neuraminidase inhibitors, all A(H3N2) and B viruses were sensitive to neuraminidase inhibitors; all A(H1N1)pdm09, A(H3N2) and B viruses were sensitive to endonuclease inhibitors.

Outbreak Surveillance

During week 44, there were 6 ILI outbreaks reported nationwide. All were A(H1N1)pdm09.