



Chinese Weekly Influenza Surveillance Report

June 10 to 16, 2024 (Week 24)

(All data are preliminary and may change as more reports are received)

Summary

- Influenza detections were decreasing in the southern provinces and northern provinces this week, A(H1N1)pdm09 was predominated, followed by A(H3N2) and B/Victoria. There were 4 ILI outbreaks reported in week 24.
- Among influenza viruses antigenically characterized by CNIC since April 1, 2024, 409(97.1%) influenza A(H1N1)pdm09 viruses were characterized as A/Victoria/4897/2022-like; 296(56.8%) influenza A(H3N2) viruses were characterized as A/Thailand/8/2022(egg)-like, 324(62.2%) influenza A(H3N2) viruses were characterized as A/Thailand/8/2022(cell)-like; 678(99.3%) influenza B/Victoria viruses were characterized as B/Austria/1359417/2021-like.
- Among the influenza viruses tested by CNIC for antiviral resistance analysis since April 1, 2024, all A(H1N1)pdm09, A(H3N2) and B viruses were sensitive to neuraminidase inhibitors and endonuclease inhibitors.

Surveillance of outpatient or emergency visits for Influenza-like Illness (ILI)

During week 24, the percentage of outpatient or emergency visits for ILI (ILI%) at national sentinel hospitals in southern provinces was 5.1%, higher than the last week (4.8%), higher than the same week of 2021 (4.3%), lower than the same week of 2022~2023(7.0% and 5.5%). (Figure 1)

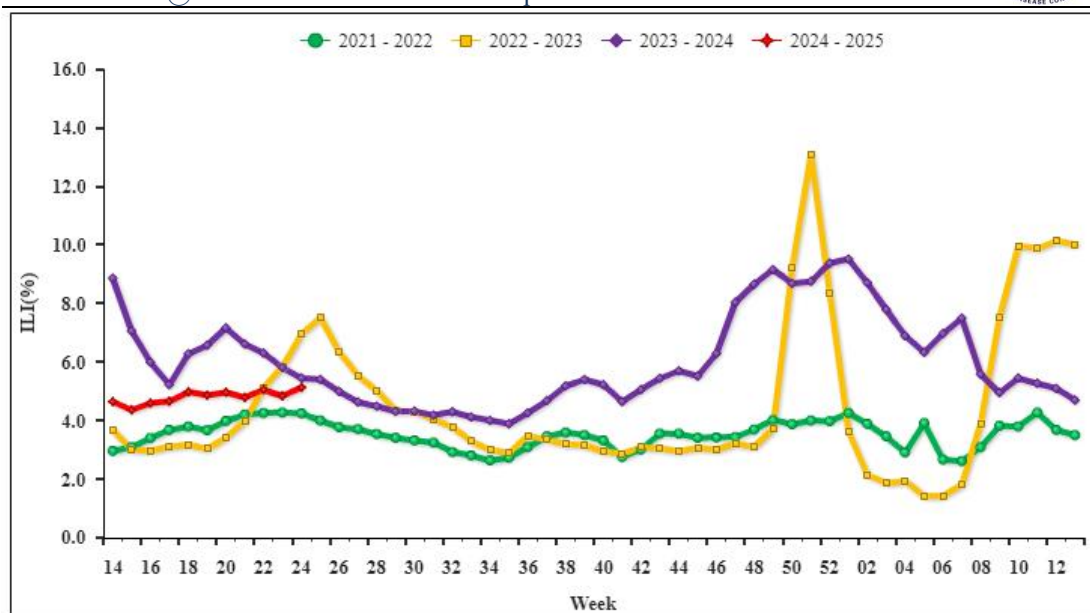


Figure 1. Percentage of Visits for ILI at Sentinel Hospitals in Southern Provinces

Note: Analysis in this part was based on data from sentinel hospitals belong to national influenza surveillance network.

During week 24, ILI% at national sentinel hospitals in northern provinces was 4.0%, higher than the last week (3.9%), higher than the same week of 2021~2023(2.9%, 1.7% and 3.7%). (Figure 2)

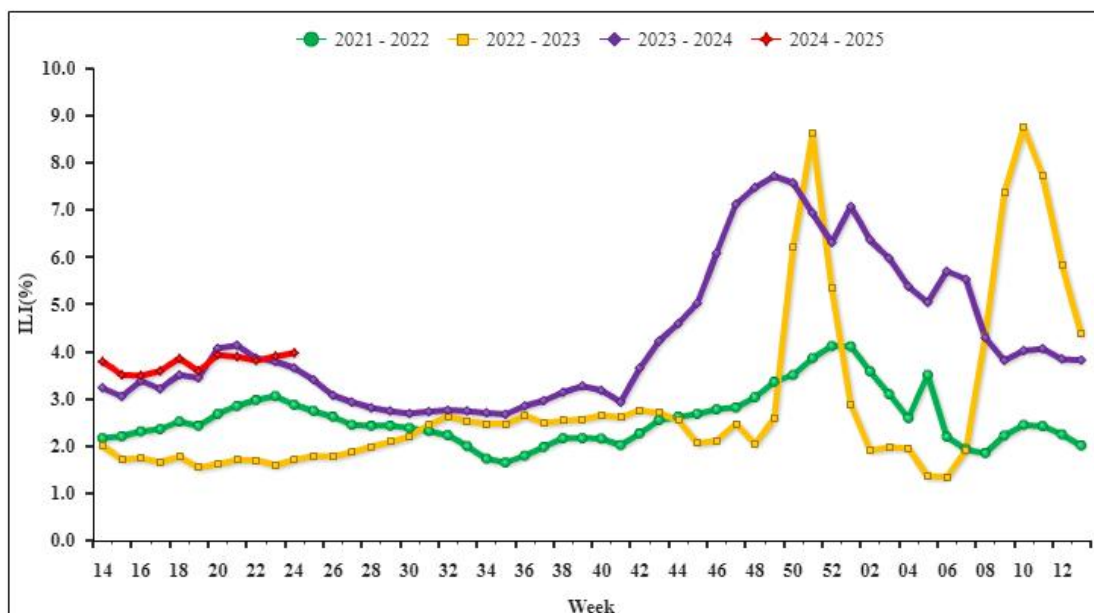


Figure 2. Percentage of Visits for ILI at Sentinel Hospitals in Northern Provinces

Note: Analysis in this part was based on data from sentinel hospitals belong to national influenza surveillance network.



Virologic Surveillance

During week 24, influenza network laboratories tested 7915 specimens, there were 504 positive detections for influenza. The number and proportion of influenza types and subtypes detected in southern and northern provinces were shown in Table 1.

Table 1 Laboratory Detections of ILI Specimens (Week 24, 2024)

	Week 24		
	Southern provinces	Northern provinces	Total
No. of specimens tested	5754	2161	7915
No. of positive specimens (%)	467(8.1%)	37(1.7%)	504(6.4%)
Influenza A	448(95.9%)	36(97.3%)	484(96.0%)
A(H1N1)pdm09	429(95.8%)	34(94.4%)	463(95.7%)
A(H3N2)	19(4.2%)	2(5.6%)	21(4.3%)
A (subtype not determined)	0	0	0
Influenza B	19(4.1%)	1(2.7%)	20(4.0%)
B (lineage not determined)	0	0	0
Victoria	19(100%)	1(100%)	20(100%)
Yamagata	0	0	0

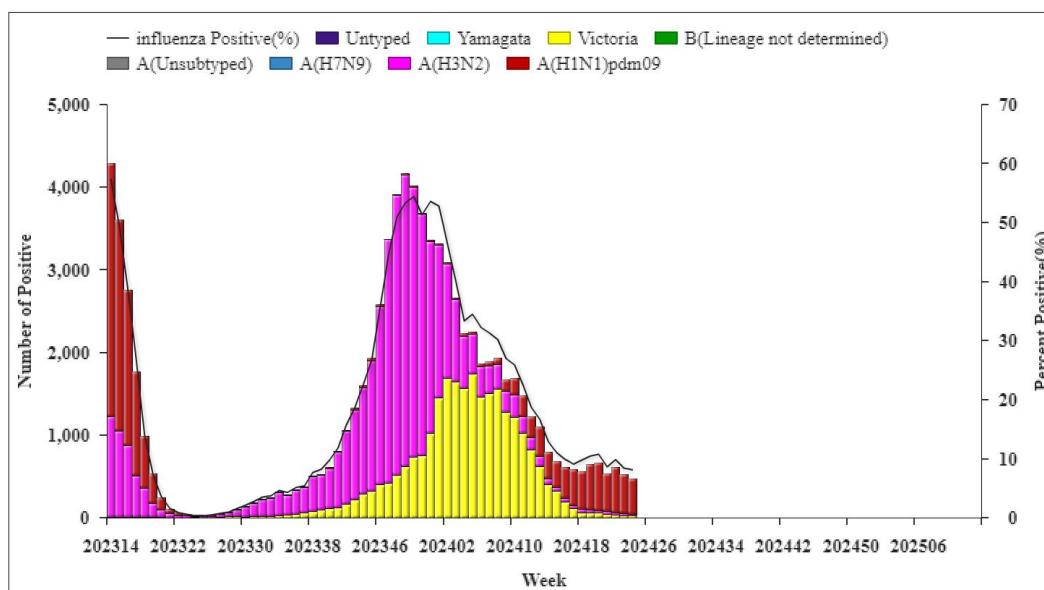


Figure 3. Influenza Positive Tests Reported by Southern Network Laboratories (Week 14, 2023–Week 13, 2025)

Note: Analysis in this part was based on the test results of network laboratories. If it were not consistent with the results of CNIC confirmation, the results of CNIC confirmation were used.

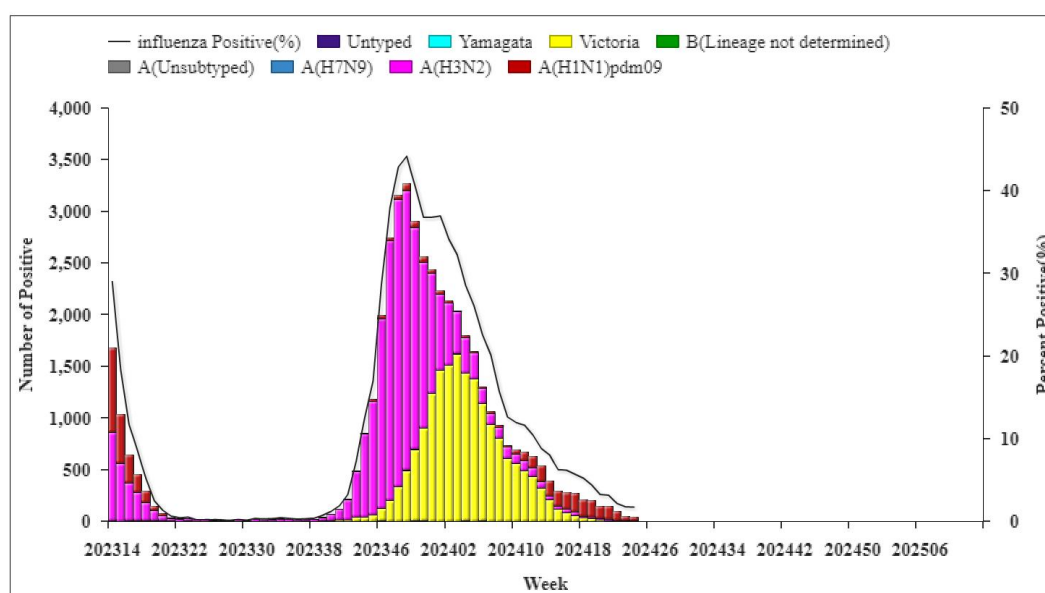


Figure 4. Influenza Positive Tests Reported by Northern Network Laboratories (Week 14, 2023–Week 13, 2025)

Note: Analysis in this part was based on the result of network laboratories. If it were not consistent with the results of CNIC confirmation, the results of CNIC confirmation were used.



Antigenic Characterization

Since April 1, 2024, 409(97.1%) influenza A(H1N1)pdm09 viruses were characterized as A/Victoria/4897/2022-like; 296(56.8%) influenza A(H3N2) viruses were characterized as A/Thailand/8/2022(egg)-like, 324(62.2%) influenza A(H3N2) viruses were characterized as A/Thailand/8/2022(cell)-like; 678(99.3%) influenza B/Victoria viruses were characterized as B/Austria/1359417/2021-like.

Antiviral Resistance

Since April 1, 2024, among the influenza viruses tested by CNIC for antiviral resistance, all A(H1N1)pdm09, A(H3N2) and B viruses were sensitive to neuraminidase inhibitors and endonuclease inhibitors.

Outbreak Surveillance

During week 24, there were 4 ILI outbreaks reported nationwide. Among them, 1 was A(H1N1)pdm09, 3 were negative for flu.